



Smart Solutions
for Heavy Duty Applications



Products tailored to your needs

HellermannTyton offers automotive industry customers a comprehensive portfolio of ready-made parts and tools, plus custom-designed plastic part solutions that draw from our extensive industry know-how to meet your individual specifications.

Cable tie tools

These application tools are ideal for high-volume and assembly line applications.



MK9SST (manual)



MK9P (pneumatic)



KGST200 (manual)

Cable and fixing ties

Our cable ties and fixing elements are made from specialised, high-performance materials. They are available in a variety of sizes for different application needs.



Ratchet P-Clamp series



MBT-Series with protective channel



Cable tie with heavy duty bold nut

Heat shrinkable tubing

Heat shrink tubes for any cable diameter. Whether thin- or thick-walled, flame retardant and self-extinguishing, or as a seal against moisture and other environmental influences, we provide a comprehensive portfolio.



MA47 – medium wall tubing with adhesive



SA47 - Perfect corrosion protection adhesive



Viton-E - for high temperature applications

Cable protection

Protect your cables with flexible, easy-to-apply protective sleeves. From high-abrasion resistance to exceptional electromagnetic protection, our cable protection products meet all requirements.



Burst protection sleeving



Liquid tight metallic conduits



Electromagnetic protection

Custom parts

HellermannTyton has dedicated teams of experienced engineers developing parts tailored to your exact component specifications.



Cable guidance and protection



Complex brackets










Two-component cable protection

Available Samples

You can choose between a wide range of product family sample boxes or simply order a heavy duty sample pack:



Product Family	
Edge Clips	
Bundling Clips	
Connector Clips	
Omega Clips	
Blind & Cover Plugs	
Stud Mounts	
One Piece Fixing Ties	

Product Family	
Convolutd Tube Clips	
Oval Holes	
Small Mount Elements	
Waterproof Parts	
Electrical vehicles, autonomous driving & connected cars applications	
Mirrors & Headlighths Applications	
High Temperature Applications	

To order a sample box or just a few samples, please contact us.

Cable Ties

Cable Ties are designed for bundling and securing cables, pipes and hoses. They can be used for almost any type of application in various industries.

Cable Ties			
GLOBAL PART DESCRIPTION	Bundle Ø max.	Length (L)	
T120R-PA66HS-BK			
	100.0	387.0	535
T120R-PA66HS-OG			
	100.0	382.0	535
X80L-PA66HIRHS-BK			
	110.0	385.0	355
X120R-PA66HIRHS-BK			
	100.0	369.0	535
X250R-PA66HIRHS-BK			
	150.0	535.0	1,115
Z80R-PA66HSW-BK			
	50.0	200.0	355
Z130R-PA66HSW-BK			
	105.0	402.0	580
WSI-PA66HSW-BK			
	80.0	307.0	534
WSR-PA66HSW-BK			
	104.1	383.0	534
WSS-PA66HSW-BK			
	55.0	231.0	534
TAS120M-PA66HIRHSUV-BK			
	70.0	270.0	535
TAS120L-PA66HIRHSUV-BK			
	114.0	420.0	535

All dimensions in mm. Subject to technical changes.

Cable Ties for Single Hole Application				
GLOBAL PART DESCRIPTION	Hole Ø (FH)	Bundle Ø max.	Length (L)	
BHT375-PA66HS-BK				
	12.0	100.0	375.0	700
BHT375M-PA66HS-BK				
	8.5 - 14.0	100.0	375.0	700
BT105L-PA66HIRHSUV-BK				
	22.0	110.0	381.5	467
BT130RDP-PA66HIRHSUV-BK				
	25.4	73.0	267.0	578
BT130LDP-PA66HIRHSUV-BK				
	25.4	110.0	381.5	578

All dimensions in mm. Subject to technical changes. Tensioning with application tooling.




Cable Ties Stainless Steel			
GLOBAL PART DESCRIPTION	Bundle Ø max.	Length (L)	
MST200S-SS304-ML			
	50.0	207.0	900
MST360M-SS304-ML			
	100.0	369.0	1,500

All dimensions in mm. Subject to technical changes.




 Other dimensions/variants available on request!
For more information please contact us!

Fixing Ties

Fixing Ties have been developed especially for bundling cables and cable looms.

Fixing Ties Arrow Head One Piece				
GLOBAL PART DESCRIPTION	Hole Ø (FH)	Panel Thickness	Bundle Ø max.	
OS220-PM9-PA66HSW-BK				
	9.0 - 9.2	2.0 - 5.5	45.0	250
OS230-PM9-PA66HSW-BK				
	9.0 - 9.2	7.0 - 14.0	45.0	250

All dimensions in mm. Subject to technical changes.

Fixing Ties Arrow Head Two Pieces				
GLOBAL PART DESCRIPTION	Hole Ø (FH)	Panel Thickness	Bundle Ø max.	
T50RSFT8-PA46-GY				
	7.8 - 8.2	1.0 - 2.5	50.0	225
T50RSFT8.5-PA46-GY				
	8.5	2.5 - 3.5	50.0	225

All dimensions in mm. Subject to technical changes.

Fixing Ties Fir Tree One Piece				
GLOBAL PART DESCRIPTION	Hole Ø (FH)	Panel Thickness	Bundle Ø max.	
T50SOSFT7-E-PA66HS-BK				
	6.8 - 7.2	0.6 - 6.0	30.0	225
T50SOSFT8-E2-PA66HS-BK				
	7.6 - 8.4	0.6 - 6.5	35.0	180
T50SOSFT8E-PA66HS-BK				
	8.0 - 8.5	0.6 - 6.0	35.0	225
T50SOSFT9E-PA66HS-BK				
	8.8 - 9.2	0.8 - 9.0	45.0	225
CM200FT9J-PA66HSW-BK				
	8.8 - 9.2	2.3 - 6.0	40.0	300
CM170FT11J-PA66W-BK				
	10.8 - 11.2	3.0 - 14.0	30.0	250
T60SOSFT12-E-PA66HS-BK				
	12.0 - 12.5, M14 x 1.5	1.0 - 6.0	30.0	300

All dimensions in mm. Subject to technical changes.

Fixing Ties Fir Tree Two Pieces				
GLOBAL PART DESCRIPTION	Hole Ø (FH)	Panel Thickness	Bundle Ø max.	
T120ROSFT11-PA66HS/PA66HSW-BK				
	6.5 - 7.0	0.8 - 4.5	95.0	535
T50RFT7-PA66HS-BK				
	6.5 - 7.0	0.8 - 7.0	45.0	225
T50RFT8-PA66HIRHS-BK				
	7.7 - 8.0	0.8 - 6.0	44.0	225
T120ROSFT9HCLG-PA66HS/PA66HIRHS-BK				
	8.75 - 9.25	1.0 - 15.8	105.0	534
T150RFT9B-PA66HS/PA66HIRHS-BK				
	8.75 - 9.25	1.0 - 15.8	100.0	670
T120IFT9A-PA66HS/PA66HIRHS-BK				
	8.8 - 9.2	1.0 - 6.5	80.0	535
T50RFT9LP-PA66HS/PA66HIRHS-BK				
	8.8 - 9.2	0.8 - 9.0	45.0	225
T120IFT9-PA66HIR(S)-BK				
	9.0 - 10.6	5.0 - 11.0	80.0	535
T150RFT9-PA66HS/PA66HIRHS-BK				
	9.0 - 10.6	5.0 - 11.0	100.0	670
T50RFT10-PA66HS-BK				
	9.7 - 10.0	0.8 - 5.0	45.0	225

All dimensions in mm. Subject to technical changes.

Fixing Ties

Fixing Ties have been developed especially for bundling cables and cable looms.

Fixing Ties Fir Tree Two Pieces				
GLOBAL PART DESCRIPTION	Hole Ø (FH)	Panel Thickness	Bundle Ø max.	
T50ROSFT13SET-PA66HS/PA66HIRHS-BK				
	13.0	0.7 - 10.0	50.0	225
WSRFT9A-PA66HIRHSUV-BK				
	8.7 - 9.2	1.0 - 6.5	105.0	535
WSRFT9B-PA66HIRHSUV-BK				
	8.7 - 9.2	1.0 - 15.8	105.0	535
WSRFT9HCLG-PA66HS/PA66HIRHSUV-BK				
	8.75 - 9.25	1.0 - 15.8	104.8	534

All dimensions in mm. Subject to technical changes.

Fixing Ties for Screw Fixing			
GLOBAL PART DESCRIPTION	Mounting Screw Type	Bundle Ø max.	
T50RCPCM6-PA66HS/PA66HIRHS-BK			
	M6	45.0	225
T120RHDM6-MOD-PA66HIRHS-BK			
	M6	105.0	535
T120RHDM6-PA66HIRHS-BK			
	M6	105.0	535
X120RHDM6-PA66HS/PA6GF15-BK			
	M6	100.0	535
T120RDHDM6SET-PA46-GY			
	M6	105.0	535

All dimensions in mm. Subject to technical changes.

Fixing Ties for Screw Fixing			
GLOBAL PART DESCRIPTION	Mounting Screw Type	Bundle Ø max.	
X120RHDM65x160-PA66HIRHS-BK			
	M6	100.0	535
T50RHDM8-PA66HS/PA66HIRHS-BK			
	M8	50.0	225
T120RHDM8-PA66HIRHS-BK			
	M8	105.0	535
T120RHDM8SET-PA46-GY			
	M8	105.0	535
T120RHDM8-PA66HIRHS-BK			
	M8	105.0	535
T120RDHDM8SET-PA46-GY			
	M8	105.0	535

All dimensions in mm. Subject to technical changes.

 Other dimensions/variants available on request!
For more information please contact us!

One Piece Fixings Ties for Weld Studs

GLOBAL PART DESCRIPTION	Stud Ø	Mounting Screw Type	Bundle Ø max.	Length (L)	
WSS6MM-PA66HIRHSUV-BK					
	M6		57.1	246.4	534
WSS8MM-PA66HIRHSUV-BK					
	M8		57.1	246.4	534
WSS10MM-PA66HIRHSUV-BK					
	M10		57.1	246.4	534
WSI6MM-PA66HIRHSUV-BK					
	M6		82.5	322.6	534
WSI8MM-PA66HIRHSUV-BK					
	M8		82.5	322.6	534
WSI10MM-PA66HIRHSUV-BK					
	M10		82.5	322.6	534
WSR250-PA66HIRHSUV-BK					
	M6		104.1	398.8	534
WSR6MM-PA66HIRHSUV-BK					
	M6		104.1	398.8	534
WSR8MM-PA66HIRHSUV-BK					
	M8		104.1	398.8	534
WSR10MM-PA66HIRHSUV-BK					
	M10		104.1	398.8	534
T120MR-PA66-BK					
		1/4" (M6) Screw	102.0	395.0	535

All dimensions in mm. Subject to technical changes.

One Piece Fixings Ties for Weld Studs

GLOBAL PART DESCRIPTION	Stud Ø	Mounting Screw Type	Bundle Ø max.	Length (L)	
T50SOSSBU-M8-PA66HSW-GY					
	M8		30.0	175.0	150
T50SOSSBD-M10-PA66HSW-BK					
	M10		30.0	175.0	150
SBT50-M10-PA66HSW-BK					
	M10		35.0	180.0	222.3
SBT120-M12-PA66HSW-BK					
	M12		60.0	300.0	533.4
T80ROSSB10U-PA66HIRHSUV-BK					
	10.0		50.0	215.0	335.0
T80ROSLPSB12U-PA66HIRHSUV-BK					
	12.0		50.0	218.0	355

All dimensions in mm. Subject to technical changes.





Fixing Ties and Elements For Parallel Routing

GLOBAL PART DESCRIPTION	Bundle Ø max.	Length (L)	Height (H)	Width (W)	
DSWS4-PA66HS/POM-BK					
		23.6	18.0	20.3	
DSWS5-PA66HS-BK					
		40.6	23.6	25.4	
T120RCOUPLER-PA66HIRHS/PA66HIR(S)-BK					
	105.0	390		7.6	535

All dimensions in mm. Subject to technical changes.

Dual Clamp Ties for Parallel Routing

Dual-Clamp Ties are designed to provide parallel separation between hoses, wires, cables, and tubing to protect them from abrasion. These ties have an optional mounting hole for securing bundles along the chassis of trucks, trailers, and heavy-duty equipment.

Dual Clamp Ties for Parallel Routing			
GLOBAL PART DESCRIPTION	Stud Ø	Bundle Ø max.	
DCT9-PA66HIRHSUV-BK			
	M6	33.0	667
DCT11-PA66HIRHSUV-BK			
	M6	58.0	667
SDCTR312-PA66HIRHSUV-BK			
	M8	58.4	445


All dimensions in mm. Subject to technical changes.

Stud Mounts





These fixing elements are designed in order to be pushed onto a stud. A variety of designs offers the choice of soft push or hard push.

Stud Mounts			
GLOBAL PART DESCRIPTION	Hole Ø (FH)	Stud Ø	Mounting Screw Type
CL8-SB8-PA66W-BK			
		M8	
CL8-SB10-PA66W-BK			
		M10	
SBU-M12-PA66HIRHS-BK			
		M12	
WSM60-PA66HIRHSUV-BK			
		6.0	
LKCSF1-PA66-BK			
	6.0		M6

All dimensions in mm. Subject to technical changes.

Stud Mounts			
GLOBAL PART DESCRIPTION	Hole Ø (FH)	Stud Ø	Mounting Screw Type
LPM25-PA66HIRHSUV-BK			
	6.7		1/4" (M6) Screw







All dimensions in mm. Subject to technical changes.

Stud Mounts Two Pieces				
GLOBAL PART DESCRIPTION	Stud Ø	Mounting Screw Type	Bundle Ø max.	
T120RSB5-M8-PA66HS/PA66HIRHS-BK				
	M8		105.0	535
T120RSB5-M10-PA66HS/PA66HIRHS-BK				
	M10		105.0	535
T120RSB5-M12-PA66HS/PA66HIRHS-BK				
	M12		105.0	535

All dimensions in mm. Subject to technical changes.

Cable Guide and Fixing Elements

The fixing plate is designed to attach cables to lead frames using a bold nut or a spacer depending on the assembly situation. All Fixations are extremely vibration resistant.

Cable Guide and Fixing Elements								
GLOBAL PART DESCRIPTION	Hole Ø (FH)	Stud Ø	Panel Thickness	Bundle Ø max.	Length (L)	Height (H)	Width (W)	
Fixing SFTP-PA6GF30-BK								
					132.0	19.7	50.0	
Spacer SFTP 15-PA6GF30/PA66HIRHS-BK								
	15.0		6.0 - 27.5		30.5	84.2	30.5	
Spacer SFTP-PA6GF30/PA66HIRHS-BK								
	17.5		6.0 - 27.5		33.0	84.7	33	
HDBN14-PA66HIRHS-BK								
		M14			27.0	20.0	27.0	
X120RHDBN16-PA66HIRHS-BK								
		M16		100.0	369.0	20.0	7.7	535

All dimensions in mm. Subject to technical changes. Available in different combinations.

Connector Clips

These products allow easy assembly for connectors. The connectors are mounted simply by pushing them onto the corresponding clip.

Connector Clips Fir Tree		
GLOBAL PART DESCRIPTION	Hole Ø (FH)	Panel Thickness
CC09-PA66HIRHS-BK		
	9.0 x 17.0	0.5 - 6.4
CC10-PA66HIRHS-BK		
	9.0 x 17.0	0.5 - 15.5
CC11-PA66HIRHSUV-BK		
	9.0 x 17.0	0.6 - 6.5
CC15-PA66HIRHS-BK		
	12.0 x 17.0	0.6 - 9.0
CC17-PA66HIRHS-BK		
	12.0 x 17.0	0.6 - 9.0

All dimensions in mm. Subject to technical changes.

H Mounts


The H-Mount product line offers a secure bundle mounting solution with 3 bundle mounting locations that utilizes existing frame bolts.

H Mounts	
GLOBAL PART DESCRIPTION	Stud Ø
HM5-PA66HIRHSUV-BK	
	12.7
HM3-PA66HIRHSUV-BK	
	15.9
HM6-PA66HIRHSUV-BK	
	15.9
HM6PO-PA66HIRHSUV-BK	
	15.9



All dimensions in mm. Subject to technical changes.

Axial Mounts

These parts stand off bundles from frame rails and cross members to prevent them from rubbing and chafing.

Axial Mounts	
GLOBAL PART DESCRIPTION	Hole Ø (FH)
SAM320B-PA66HIRHSUV-BK	
	8.3
SAM400B-PA66HIRHSUV-BK	
	10.3
SAM500B-PA66HIRHSUV-BK	
	13.0

All dimensions in mm. Subject to technical changes.


Axial Oval Mounts		
GLOBAL PART DESCRIPTION	Stud Ø	Mounting Screw Type
SAM83-PA66HIRHSUV-GY		
	8.0	5/16" (M8) Screw
SAOM82-PA66HIRHSUV-BK		
	8.0	5/16" (M8) Screw

All dimensions in mm. Subject to technical changes.

i Other dimensions/variants available on request!
For more information please contact us!

Open Plug and Fixing elements




This product fits into through-holes of panels up to 1/2" thick to protect wire bundles from sharp.

Open Plugs and Fixing Elements		
GLOBAL PART DESCRIPTION	Hole Ø (FH)	Panel Thickness
GMT1-PA66HIRHSUV-BK		
	27.1	3.2 - 12.7

All dimensions in mm. Subject to technical changes.

Saddle Mounts


These parts can secure three separate bundles providing parallel spacing between the frame rail and adjacent bundles protecting against abrasions.

Saddle Mounts				
GLOBAL PART DESCRIPTION	Hole Ø (FH)	Stud Ø	Mounting Screw Type	Panel Thickness
S3CBM8-PA6GF30-BK				
	8.0		M8	
S3SB15CBM8-PA6GF30-BK				
		15	M8	
MSBT120-PA66HIRHSUV-BK				
	11.2 - 20.8			4.1 - 19.1
S3STM50-PA66HIRHSUV-BK				
	12.7 - 13.7			1.9 - 13.0

All dimensions in mm. Subject to technical changes.

Two Way Saddle Mounts


These parts are installed between two bundles to separate them and prevent chafing and wear.

Two Way Saddle Mounts			
GLOBAL PART DESCRIPTION	Hole Ø (FH)	Stud Ø	Mounting Screw Type
S2HM25-PA66HIRHSUV-BK			
	6.0, 6.35 (hexagonal)	6.35	1/4" (M6) Screw
S2CM25-PA66HIRHS-GY			
	6.0, 6.35 (hexagonal)	6.35	1/4" (M6) Screw

All dimensions in mm. Subject to technical changes.

Isolator Mounts

HellermannTyton's isolator mount is used to align and separate tubing or brake lines.

Isolator Mounts	
GLOBAL PART DESCRIPTION	Attach to Ø
ISO4X250-TPV-BK	
	6.35

All dimensions in mm. Subject to technical changes.

Harness Clips

Attach cables to panels in a simple and secure way with an easy push and click closure. Suitable for parallel routing in different variants and can be easily replaced in case of maintenance.

Harness Clips One Piece			
GLOBAL PART DESCRIPTION	Hole Ø (FH)	Stud Ø	Panel Thickness
AHC2AH-PA66HIRHS-BK			
	6.2 - 6.7		0.5 - 3.0
IAHC3AH-PA66HIRHS-BK			
	6.2 - 6.7		0.7 - 2.7
ICD12x16FT6LGSTUD5-PA66HIRHS-BK			
	6.4 - 7.1		0.8 - 6.0
AHC2S5-PA66HIRHS-BK			
		5.0	NaN - NaN
ACM8x15-PA66HIRHS-BK			
	8.0 x 15.0		1.5 - 5.6

All dimensions in mm. Subject to technical changes.

Harness Clips Two Pieces

Two-piece cable tie assembly offers dual bundle routing. The clip portion creates a full and secure lock completely around one bundle, while the cable tie creates a secure solution for a second bundle.

Harness Clips			
GLOBAL PART DESCRIPTION	Attach to Ø	Bundle Ø max.	
T5ORLOC10-14-SET-PA66HS/PA66HIRHS-BK			
	10.0-14.0	50.0	225
T5ORLOC10-14-SET-PA66HIRHSUV-BK			
	10.0 - 14.0	14.0	225
T120RIAHC1TCR-PA66HIRHS-BK			
	3.0 - 13.0	108.0	535
T120RIAHC2TCR-PA66HIRHS-BK			
	11.0 - 20.0	108.0	535
T120RIAHC3TCR-PA66HIRHS-BK			
	19.0 - 28.0	100.0	535
T120RIAHC4TCR-PA66HIRHS-BK			
	27.0 - 36.0	100.0	535
T120RIAHC5TCR-PA66HIRHS-BK			
	35.0 - 45.0	100.0	535

All dimensions in mm. Subject to technical changes.

Harness Clips for Screws or Threaded Bolts

The arched H-profile of the saddle surface allows a broad surface contact with the bundle.



Harness Clips for Screws or Threaded Bolts		
GLOBAL PART DESCRIPTION	Hole Ø (FH)	Mounting Screw Type
HDM19-PA66HIRHSUV-BK		
	4.7	10 (M5) Screw
HDM25-PA66HIRHSUV-BK		
	6.2	1/4" (M6) Screw
HDM312-PA66HIRHSUV-BK		
	7.8	5/16" (M8) Screw
HDM321-PA66HIRHSUV-BK		
	8.3	5/16" (M8) Screw
HDM401-PA66HIRHSUV-BK		
	10.3	3/8" (M10) Screw
HDM320-PA66HIRHSUV-BK		
	8.3	5/16" (M8) Screw
HDM400BR-PA66HIRHSUV-BK		
	10.3	3/8" (M10) Screw
HDM500-PA66HIRHSUV-BK		
	12.7	1/2" (M12) Screw
HDM375BDM4W-PA66HIRHSUV-BK		
	10.3	3/8" (M10) Screw

All dimensions in mm. Subject to technical changes.

i Other dimensions/variants available on request!
For more information please contact us!

Harness Clips Beam Clamps





These parts have a two-piece ratcheting wedge design that allows for easy, positive-locking size adjustment.

Harness Clips Beam Clamp	
GLOBAL PART DESCRIPTION	Panel Thickness
BCAA-PA66H5GF30-BK/GN	
	0.0 - 5.0
BCBLGA-PA66H5GF30-BK	
	4.0 - 9.0
BCCLGA-PA66H5GF30-BK/GY	
	8.0 - 13.0
Beam Clamp D-PA6GF30-BK	
	5.5 - 7.0
Beam Clamp D with foam-PA6GF30-BK	
	5.5 - 7.0
Beam Clamp B-PA6GF30-BK	
	7.0 - 8.5
Beam Clamp B with foam-PA6GF30-BK	
	7.0 - 8.5
Beam Clamp C-PA6GF30-BK	
	8.5 - 10.5
Beam Clamp C with foam-PA6GF30-BK	
	8.5 - 10.5

All dimensions in mm. Subject to technical changes.

Omega Clips

Omega Clips allow cables to be added to preassembled cable looms for post-installation. 360° rotatability allows flexible cable routing in different directions.

Omega Clips			
GLOBAL PART DESCRIPTION	Attach to Ø	Bundle Ø max.	
T50SVCOC25-31ST-PA66HS/PA66HIRHS-BK			
	25.0 - 31.0	35.0	222
T50SVCOC25-31-PA66HS/PA66HIRHS-BK			
	25.0 - 31.0	35.0	222
T50SVCOC31-39-PA66HS/PA66HIRHS-BK			
	31.0 - 39.0	35.0	222

All dimensions in mm. Subject to technical changes.






 **Other dimensions/variants available on request!**
For more information please contact us!

Edge Clips

These products can simply be pushed on edges with different thicknesses. No fixing hole is necessary. The high pull off forces are due to the integrated metal clamp.

Edge Clips One Piece			
GLOBAL PART DESCRIPTION	Panel Thickness	Attach to Ø	Bundling Bar Length
EC41-PA6HIR-BK			
	3.0 - 6.0	2 x 8.0	
EC48-PA66HIRHS-BK			
	3.0 - 6.0		50



All dimensions in mm. Subject to technical changes.

Edge Clips Two Pieces			
GLOBAL PART DESCRIPTION	Panel Thickness	Bundle Ø max.	
T50ROSEC19-PA66HS/PA66HIRHS-BK			
	3.0 - 6.0	45.0	225
T50ROSEC20-PA66HS/PA66HIRHS-BK			
	3.0 - 6.0	45.0	225
T50ROSEC23-PA66HS/PA66HIRHS-BK			
	3.0 - 6.0	45.0	225
T50ROSEC24-PA66HS/PA66HIRHS-BK			
	3.0 - 6.0	45.0	225

All dimensions in mm. Subject to technical changes.

Bundle Separation Clamps



These parts separate and secure bundles avoiding abraision.

Bundle Separation Clamps		
GLOBAL PART DESCRIPTION	Hole Ø (FH)	Bundle Ø max.
HC2A-PA66HIRGF13-BK		
	8.1	24.3
HC3A-PA66HIRGF13-BK		
	8.1	24.3

All dimensions in mm. Subject to technical changes.

Cable Guide Stand Off for Button Head Ties


The cable guide standoff stands off bundles from frame rails.

Cable Guide Stand Off for Button Head Ties			
GLOBAL PART DESCRIPTION	Hole Ø (FH)	Bundle Ø max.	Length (L)
CGS1-PA66HIRHSUV-BK			
	12.7	25.9	56.6
CGS2-PA66HIRHS-BK			
	12.7	25.9	82.0

All dimensions in mm. Subject to technical changes.

Spacer



These parts stands off bundles from frame rails.

Spacer		
GLOBAL PART DESCRIPTION	Hole Ø (FH) max.	Height (H)
Spacing-2-PE-BK		
	14.5	18.0
Spacing-3-PE-BK		
	14.5	27.0

All dimensions in mm. Subject to technical changes.

Ratchet Clamps


Suitable for fastening wires, cables, hoses and pipes in heavy duty applications. The ratcheting mechanism can be levered open with a flathead screwdriver.

Ratchet Clamps			
GLOBAL PART DESCRIPTION	Fixing Hole Centres (F)	Stud Ø	Bundle Ø max.
RCA180SM10-PA66HIRHSUV/ST/ZN-BK			
	50.5	M10	13.7
RCD90LM10-PA66HIRHSUV/ST/ZN-BK			
	42.4	M10	51.0

All dimensions in mm. Subject to technical changes.

Protective Sleeves

These parts are highly abrasion- and tear-resistant burst protection sleeves used to protect hydraulic hoses.

Protective Sleeves		
GLOBAL PART DESCRIPTION	Nominal Ø	Wall (WT)
HEGWS35-PA6-BK		
	22	1.1

All dimensions in mm. Subject to technical changes.

i Other dimensions/variants available on request!
For more information please contact us!

Cable Tie Tools

These products are made for heavy duty parts to ensure optimum performance in demanding environments.

Cable Tie Tools					
Type	Width (W)	Length (L)	Strap Width max.	Strap Thickness max.	Weight
MST6-MET/PL-GY/RD					
	20.8	211.2	5.9	0.3	0.53 kg
MST6L-MET/PL-GY/RD					
	20.8	211.2	5.9	0.3	0.72 kg
MST6G-MET/PL-BK/RD					
	33.0	233.0	5.9	0.3	0.75 kg
MST9-MET/PL-BU/GY					
	20.8	214.0	8.9	0.4	0.54 kg
MST9L-MET/PL-BU/GY					
	20.8	214.0	8.9	0.3	0.73 kg

All dimensions in mm. Subject to technical changes.

Cable Tie Tools					
Type	Width (W)	Length (L)	Strap Width max.	Strap Thickness max.	Weight
MST9G-MET/PL-BK/BU					
	33.0	233.0	8.9	0.3	0.75 kg
EVO9-MET/PL-BK/RD					
	33.0	191.0	13.5	2.0	0.36 kg
EVO9SP-MET/PL-BK/RD					
	33.0	191.0	13.5	2.0	0.36 kg
EVO9HT-MET/PL-BK/BU					
	33.0	191.0	13.5	2.0	0.36 kg

All dimensions in mm. Subject to technical changes.

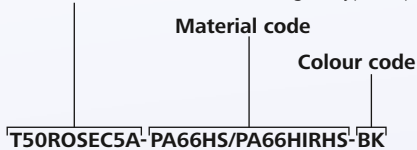
Material Specification Overview

HellermannTyton manufactures a large range of fastenings and fixings made from different raw materials to suit particular applications and environments. The overview below shows a wide range of these materials including technical information.

MATERIAL	Material Shortcut	Operating Temperature
Polyacetal	POM	-40 °C to +90 °C, (+110 °C, 500 h)
Polyamide 4.6	PA46	-40 °C to +130 °C, (+150 °C, 5000 h; +195 °C, 500 h)
Polyamide 6	PA6	-40 °C to +80 °C
Polyamide 6, glass-fibre reinforced	PA6GF15	-40 °C to +105 °C
Polyamide 6, glass-fibre reinforced	PA6GF30	-40 °C to +100 °C
Polyamide 6, high impact modified	PA6HIR	-40 °C to +80 °C
Polyamide 6.6	PA66	-40 °C to +85 °C, (+105 °C, 500 h)
Polyamide 6.6, heat stabilised	PA66HS	-40 °C to +105 °C
Polyamide 6.6, heat stabilised, glass-fibre reinforced	PA66HSGF30	-40 °C to +140 °C
Polyamide 6.6, high impact modified, heat and UV stabilised	PA66HIRHSUV	-40 °C to +110 °C
Polyamide 6.6, high impact modified, heat stabilised	PA66HIRHS	-40 °C to +105 °C
Polyamide 6.6, high impact modified, heat stabilised, glass-fibre reinforced	PA66HIRGF13	-40 °C to +125 °C
Polyamide 6.6, high impact modified, scan black)	PA66HIR(S)	-40 °C to +80 °C, (+105 °C, 500 h)
Polyamide 6.6, UV resistant	PA66W	-40 °C to +85 °C, (+105 °C, 500 h)
Polyamide 6.6, heat and UV stabilised	PA66HSW	-40 °C to +105 °C
Polyethylene	PE	-40 °C to +50 °C
Stainless Steel, Stainless Steel	SS304, SS316	-80 °C to +538 °C
Thermoplastic Elastomer	TPV	-40 °C to +90 °C
Zinc plated	ZN	-40 °C to +120 °C

Tip: Material shortcut is part of our Part Description name

Product series name (indicating tie type, clip and harness routing variant)




Europe

 **HellermannTyton GmbH – Austria**
Rennbahnweg 65
1220 Vienna
Tel.: +43 12 59 99 55-0
Fax: +43 12 59 99 11
Email: office@HellermannTyton.at
www.HellermannTyton.at

 **HellermannTyton – Bulgaria**
Email: officeBG@HellermannTyton.at
www.HellermannTyton.at


 **HellermannTyton – Czech Republic**
Email: officeCZ@HellermannTyton.at
www.HellermannTyton.cz

 **HellermannTyton – Denmark**
Industrivej 44A, 1.
4000 Roskilde
Tel.: +45 702 371 20
Fax: +45 702 371 21
Email: htdk@HellermannTyton.dk
www.HellermannTyton.dk

 **HellermannTyton – Finland**
Äyritie 12 B
01510 Vantaa
Tel.: +358 9 8700 450
Fax: +358 9 8700 4520
Email: myynti@HellermannTyton.fi
www.HellermannTyton.fi

 **HellermannTyton S.A.S. – France**
2 rue des Hêtres – CS 80543
78197 Trappes Cedex
Tel.: +33 1 30 13 80 00
Fax: +33 1 30 13 80 60
Email: info@HellermannTyton.fr
www.HellermannTyton.fr

 **HellermannTyton GmbH – Germany**
Großer Moorweg 45
25436 Tornesch
Tel.: +49 4122 701-0
Fax: +49 4122 701-400
Email: info@HellermannTyton.de
www.HellermannTyton.de

 **HellermannTyton KFT – Hungary**
Kisfaludy u. 13
1044 Budapest
Tel.: +36 1 369 4151
Fax: +36 1 369 4151
Email: officeHU@HellermannTyton.at
www.HellermannTyton.hu


 **HellermannTyton Ltd – Ireland**
Unit A5 Cherry Orchard
Business Park
Ballyfermot, Dublin 10
Tel.: +353 1 626 8267
Fax: +353 1 626 8022
Email: sales@HellermannTyton.ie
www.HellermannTyton.co.uk

 **HellermannTyton S.r.l. – Italy**
Via Visco, 3/5
35010 Limena (PD)
Tel.: +39 049 767 870
Fax: +39 049 767 985
Email: info@HellermannTyton.it
www.HellermannTyton.it

 **HellermannTyton B.V. – Belgium/Netherlands**
Vanadiumweg 11-C
3812 PX Amersfoort
Tel.: +31 33 460 06 90
Fax: +31 33 460 06 99
Email (NL): info@HellermannTyton.nl
Email (BE): info@HellermannTyton.be
www.HellermannTyton.nl
www.HellermannTyton.be

 **HellermannTyton AS – Norway**
Nils Hansens vei 13
0667 Oslo
Tel.: +47 23 17 47 00
Fax: +47 22 97 09 70
Email: firmapost@HellermannTyton.no
www.HellermannTyton.no

 **HellermannTyton Sp. z o.o. – Poland**
Kotunia 111
62-400 Stupca
Tel.: +48 63 2237 111
Fax: +48 63 2237 110
Email: info@HellermannTyton.pl
www.HellermannTyton.pl

 **HellermannTyton – Romania**
Email: officeRO@HellermannTyton.at
www.HellermannTyton.at

 **OOO HellermannTyton – Russia**
40/4, Pulkovskoe road
BC Technopolis Pulkovo, office A 8081
196158, St. Petersburg
Tel.: +7 812 386 00 09
Fax: +7 812 386 00 08
Email: info@HellermannTyton.ru
www.HellermannTyton.ru

 **HellermannTyton – Slovenia**
Branch Office Ljubljana
Podružnica Ljubljana, Ukmarjeva 2
1000 Ljubljana
Tel.: +386 1 433 70 56
Fax: +386 1 433 63 21
Email: officeSI@HellermannTyton.at
www.HellermannTyton.si

 **HellermannTyton España s.l. – Spain / Portugal**
Avda. de la Industria 37 2º 2
28108 Alcobendas, Madrid
Tel.: +34 91 661 2835
Fax: +34 91 661 2368
Email:
HellermannTyton@HellermannTyton.es
www.HellermannTyton.es

 **HellermannTyton AB – Sweden**
Isafjordsgatan 5
16440 Kista
Tel.: +46 8 580 890 00
Fax: +46 8 580 348 02
Email: kundsupport@HellermannTyton.se
www.HellermannTyton.se

 **HellermannTyton Engineering GmbH – Turkey**
Saray Mah Dr. Adnan Büyükdenez Cad. No:4
Akkom Office Park 2. Blok Kat: 10
34768 Ümraniye-Istanbul
Tel.: +90 216 687 03 40
Fax: +90 216 250 32 32
Email: info@HellermannTyton.com.tr
www.HellermannTyton.com.tr

 **HellermannTyton Ltd – UK**
William France Road
Plymouth International Medical
and Technology Park
Plymouth, Devon PL6 5WR
Tel.: +44 1752 701 261
Fax: +44 1752 790 058
Email: info@HellermannTyton.co.uk
www.HellermannTyton.co.uk

 **HellermannTyton Ltd – UK**
Sharston Green Business Park
1 Robeson Way
Altrincham Road, Wythenshawe
Manchester M22 4TY
Tel.: +44 161 947 2200
Fax: +44 161 947 2220
Email: sales@HellermannTyton.co.uk
www.HellermannTyton.co.uk

 **HellermannTyton Ltd – UK**
Cley Road, Kingswood Lakeside
Cannock, Staffordshire
WS11 8AA
Tel.: +44 1543 728282
Fax: +44 1543 728284
Email: info@HellermannTyton.co.uk
www.HellermannTyton.co.uk


 **HellermannTyton Data Ltd – UK**
Waterside House, Edgar Mobbs Way
Northampton NN5 5JE
Tel.: +44 1604 707 420
Fax: +44 1604 705 454
Email: sales@htdata.co.uk
www.htdata.co.uk

Middle East

 **HellermannTyton – UAE**
Email: info@HellermannTyton.ae
www.HellermannTyton.ae

North America

 **HellermannTyton – Canada**
Tel.: +1 905 726 1221
Fax: +1 905 726 8538
Email: sales@HellermannTyton.ca
www.HellermannTyton.ca

 **HellermannTyton – Mexico**
Tel.: +52 333 133 9880
Fax: +52 333 133 9861
Email: info@HellermannTyton.com.mx
www.HellermannTyton.com

 **HellermannTyton – USA**
Tel.: +1 414 355 1130
Fax: +1 414 355 7341
Email: corp@htamericas.com
www.HellermannTyton.com

South America


 **HellermannTyton – Argentina**
Tel.: +54 11 4754 5400
Fax: +54 11 4752 0374
Email: ventas@HellermannTyton.com.ar
www.HellermannTyton.com.ar


 **HellermannTyton – Brazil**
Tel.: +55 11 4815 9000
Fax: +55 11 4815 9030
Email: vendas@HellermannTyton.com.br
www.HellermannTyton.com.br

Asia-Pacific


 **HellermannTyton – Australia**
Tel.: +61 2 9525 2133
Fax: +61 2 9526 2495
Email: cservice@HellermannTyton.com.au
www.HellermannTyton.com.au


 **HellermannTyton – China**
Tel.: +86 510 8528 2536
Fax: +86 510 8528 2731
Email: cservice@HellermannTyton.com.cn
www.HellermannTyton.com.cn

 **HellermannTyton – Hong Kong**
Tel.: +852 2831 9090
Fax: +852 2832 9381
Email: cservice@HellermannTyton.com.hk
www.HellermannTyton.com.hk


 **HellermannTyton – India**
Tel.: +91 120 413 3384
Email: cservice@HellermannTyton.co.in
www.HellermannTyton.co.in

 **HellermannTyton – Japan**
Tel.: +81 3 5790 3111
Fax: +81 3 5790 3112
Email: mkt@hellermannTyton.co.jp
www.HellermannTyton.co.jp

 **HellermannTyton – Republic of Korea**
Tel.: +82 32 833 8012
Fax: +82 32 833 8013
Email: cservice@HellermannTyton.co.kr
www.HellermannTyton.co.kr

 **HellermannTyton – Philippines**
Tel.: +63 2 752 6551
Fax: +63 2 752 6553
Email: cservice@HellermannTyton.com.ph
www.HellermannTyton.com.ph

 **HellermannTyton – Singapore**
Tel.: +65 6 586 1919
Fax: +65 6 752 2527
Email: cservice@HellermannTyton.sg
www.HellermannTyton.com.sg

 **HellermannTyton – Thailand**
Tel.: +662 237 6702 / 266 0624
Fax: +662 266 8664
Email: cservice@HellermannTyton.co.th
www.HellermannTyton.com.sg

Africa

 **HellermannTyton – South Africa**
Tel.: +27 11 879 6600
Fax: +27 11 879 6603
Email: jhb.sales@HellermannTyton.co.za
www.HellermannTyton.co.za