



## 1.0 UFC Closures

### 1.1 UFC Integrated Routing Closures

C Length Double Stack	20
C Length Single Stack with Basket	21
C Length Single Stack	22
BC Length Double Stack	23
BC Length Single Stack with Basket	24
BC Length Single Stack	25
B Length Double Stack	26
B Length Single Stack with Basket	27
B Length Single Stack	28

### 1.2 UFC Tubed Closures

C Length Double Stack	32
C Length Single Stack with Basket	33
C Length Single Stack	34
C Length with Multi-Ribbon Tray with Basket	35
C Length with Hellamass Large Trays	36
BC Length Double Stack	37
BC Length Single Stack with Basket	38
BC Length Single Stack	39
BC Length with Multi-Ribbon Tray with Basket	40
A Length Single Stack with Basket	41
A Length Single Stack	42
A Length with Multi-Ribbon Tray with Basket	43

# 1.1 UFC Integrated Routing Closures

## Introduction

The UFC from HellermannTyton is the largest fibre optic splice closure in the range. Designed with 28 round ports and 2 oval ports, the UFC can accommodate substantial amounts of fibre often found in FTTX and trunk applications.

The Integrated Routing (IR) UFC closure has a modular fibre management system and is available in a range of lengths to suit the number of fibres and splices required. The IR system has been designed to ensure positive fibre management throughout the closure. The components ensure a 30mm bend radius is maintained from cable entry all the way up onto the splice trays.

The UFC IR solution is unique to the HellermannTyton range as due to its larger size, it is possible to double stack the splice trays providing twice as much fibre capacity. The area between the two splice tray stacks offers a space for fibre loop storage. The double stack IR closure has a splice capacity of up to 1440 fibres.

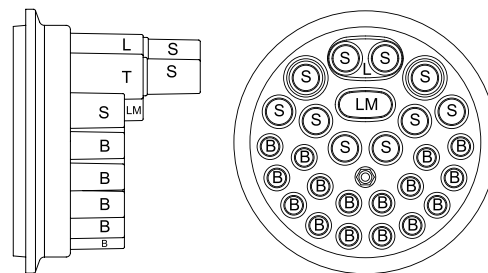
The IR system offers a number of configurations and splice tray options. Supplied in packs of 12 (SC Trays) or 6 (SE Trays), the trays can be easily installed onto the IR backplane. The splice trays can accommodate a number of splice types including 3A and ANT as well as a selection of fibre optic splitters.

The closure cover is environmentally sealed with a high quality clamp and 'O' ring. The cable ports can be sealed using either Cablelok mechanical seals or heatshrink sleeves. The closure can be fitted with a flash test valve and/or grounding feed through. For flash test valve and/or grounding feed through versions please contact our sales office.



### Features and Benefits

- Ideal for high fibre/splice count FTTX and trunk applications
- 28 round ports and 2 oval ports (for loop through cable)
- Accommodates up to 60 single element (SE) or 120 single circuit (SC) trays or a combination of both
- Can be configured as a double tray stack for high splice-counts
- Fibre loop storage basket available with the single stack configuration
- Available in 3 different lengths
- Cablelok compatible
- Pressure release valve option
- For use in underground, direct burial and aerial applications
- Wall mounting brackets and stainless steel wall mounting strap kits available (see Chapter 13 - Accessories)



UFC Port Base Configuration

Port	Number of Ports	Cable Range (mm)	
		Cablelok	Heatshrink
L	1	2 x 5.5 – 20.0	2 x 12.0 – 24.0
LM	1	2 x 4.0 – 15.0	2 x 8.0 – 22.0
T	2	15.5 – 29.0	12.0 – 35.0
S	10	5.0 – 20.0	12.0 – 26.0
B	16	4.8 – 16.5	6.0 – 19.0

HellermannTyton Integrated Routing closures are supplied in standard configurations, with fibre management and splice trays included, ready to use. If a standard configuration is not suitable, the closures can be supplied without splice trays which can then be ordered separately.

Port seals (Cablelok and heatshrink) and accessories (e.g. mounting brackets) must be ordered separately. HellermannTyton also offer a range of additional splice options including Crimp / ANT. For further details refer to Chapter 12.

Splice Type	Cover Reference	Closure Width (mm) D1 x D2	Closure Length (mm) L	Single Element (SE) Tray				Single Circuit (SC) Tray					
				Single Tray Quantity	Max Splice Capacity	Double Tray Quantity	Max Splice Capacity	Single Tray Quantity	Max Splice Capacity		Double Tray Quantity	Max Splice Capacity	
									SC	SC-B		SC	SC-B
3A	B	275 X 310	549	12(2) ‡	144	24(4)	288	24(2)	96	288	48(4)	192	576
	BC		598	18(3)	216	36(6)	432	36(3)	144	432	72(6)	288	864
	C		749	30(5)	360	60(10)	720	60(5)	240	720	120(10)	480	1440
ANT	B	275 X 310	549	12(2)	288	24(2)	576	24(2)	96	288	48(4)	192	576
	BC		598	18(3)	432	36(3)	864	36(3)	144	432	72(6)	288	864
	C		749	30(5)	720	60(5)	1440	60(5)	240	720	120(10)	480	1440

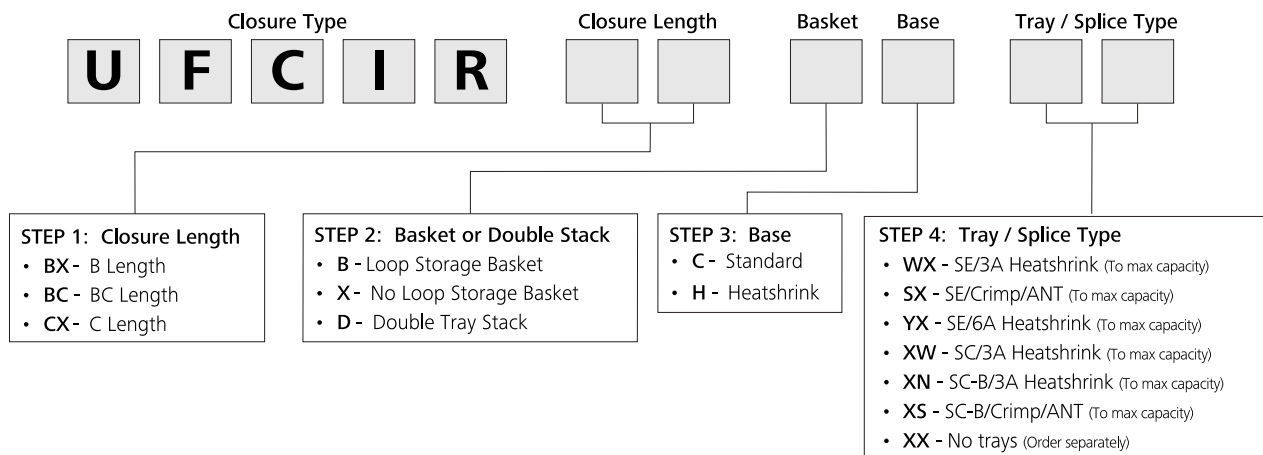
‡ (tray pack ordering multiple).

## Part Number Identification

Identifying the correct part number is a simple process:

- STEP 1** Choose the appropriate closure length.
- STEP 2** Decide if a loop storage basket or a double splice tray stack is required.
- STEP 3** Decide if you require a Cablelok or heatshrink base.
- STEP 4** Single Element (SE) or Single Circuit (SC) trays? Closures are supplied with the maximum number of trays for the chosen length. SE trays are supplied with 2 x 3A splice bridges as standard but can be supplied with ANT or 6A (See Chapter 12). SC / SC-B trays accommodate either 4 or 12 x 3A or ANT splice protectors in moulded splice holders. If a combination of SE and SC trays is needed, or a different number of trays to that supplied, then an unloaded closure should be ordered along with separate splice trays.

For additional information on tray types, splice protectors and splice capacity please refer to Chapter 12.



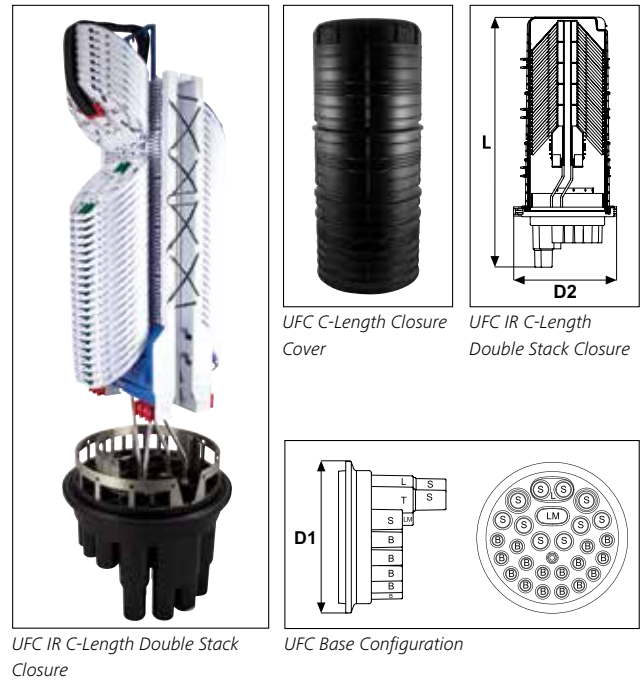


## UFC Integrated Routing Closure

### C Length Double Stack

#### Features and Benefits

- Maximum 1440 fibre splice capacity when using SC-B tray
- 28 round ports and 2 oval ports
- Positive fibre management to ensure consistent 30mm minimum fibre bend radii throughout
- Fibre storage area
- Bi-directional fibre routing
- Accommodates SC, SC-B and SE trays
- Maximum 12 splices per tray without double stacking
- Splitter accommodation
- Cablelok compatible for all port sizes
- Quick release cover
- Optional pressure release valve



#### Technical Description

The UFC Integrated Routing (IR) C Length Double Stacked closure is available with a Cablelok (Polypropylene) or Heatshrink (ABS/PA) base. The base configuration of 28 round ports and 2 oval ports covers a cable diameter range of 4.0 – 29.0mm when using Cablelok mechanical seals and 6.0 – 35.0mm when using heatshrink.

The mounting system is manufactured from Grade 304 stainless steel and the backplanes are aluminium extrusions which can accommodate up to 60 IR SE trays or 120 IR SC/SC-B trays or a combination of SE, SC and SC-B trays. The position of the mounting system allows easy access for the routing of the fibre on to the trays and provides storage space

between the two backplanes for the storage of fibre loops. The trays and fibre optic routing module are white which makes it easy to see the colour of the fibre elements as they are routed through the positive fibre management system. Fibre slot retaining blocks guide fibre elements in to the IR system, the foam pad on the retainer is partially cut through to accommodate a range of fibre counts.

All IR system cover plates are coloured blue identifying them as removable parts allowing access to the fibre and the fibre slot retaining block and tray retaining clips are coloured red to aid in identification if they are dropped.

TYPE	Width D1 (mm)	Width D2 (mm)	Length L (mm)	Base Type	Tray Type	Tray Quantity	Splice Protector Type	Article-No.
UFCIR-CXDCXW	275	310	749	Cablelok	IR SC	120	3A	857-00537
UFCIR-CXDCXN	275	310	749	Cablelok	IR SC-B	120	3A	857-00885
UFCIR-CXDCWX	275	310	749	Cablelok	IR SE	60	3A	857-00536
UFCIR-CXDCXX	275	310	749	Cablelok	Not supplied	-	-	857-00535
UFCIR-CXDHXW	275	310	749	Cablelok, Heatshrink	IR SC	120	3A	857-00564
UFCIR-CXDHXN	275	310	749	Cablelok, Heatshrink	IR SC-B	120	3A	857-00894
UFCIR-CXDHWX	275	310	749	Cablelok, Heatshrink	IR SE	60	3A	857-00563
UFCIR-CXDHXX	275	310	749	Cablelok, Heatshrink	Not supplied	-	-	857-00562

Products listed are for standard configurations, other configurations and splice insert types are available - see Page 176

#### Content of Set/Kit

- UFC IR Base
- Anchor Rings (Inner and Outer)
- C-Length Cover (Dome)
- Quick Release Clamp
- Sealing 'O' Ring
- Fibre Optic Routing Module
- Fibre Optic Storage Unit
- Fibre Optic Storage Unit Lid
- Fibre Slot Entry Module
- Fibre Slot Retaining Block
- Reusable Cable Ties
- Tray Lid
- Tray Tool
- Anchor Fixing Kit (3)
- Spiral Binding
- Isopropyl Alcohol Wipes
- Desiccant
- Installation Guide
- Marker Kit
  - Red Marker 1 – 144
  - Green Marker 1 – 144

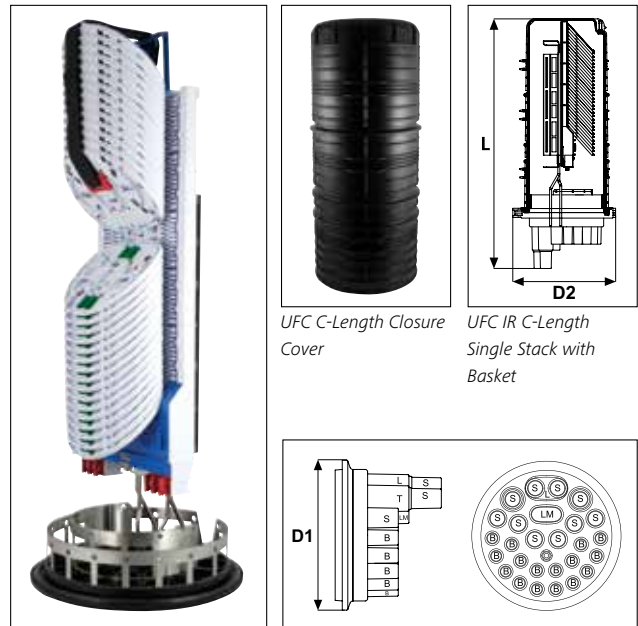


## UFC Integrated Routing Closure

### C Length Single Stack with Basket

#### Features and Benefits

- Maximum 720 fibre splice capacity when using SC-B tray
- 28 round ports and 2 oval ports
- Positive fibre management to ensure consistent 30mm minimum fibre bend radii throughout
- Fibre storage basket for loop through applications
- Bi-directional fibre routing
- Accommodates SC, SC-B and SE trays
- Maximum 12 splices per tray without double stacking
- Splitter accommodation
- Cablelok compatible for all port sizes
- Quick release cover
- Optional pressure release valve



UFC IR C-Length Single Stack with Basket

#### Technical Description

The UFC Integrated Routing (IR) C Length Single Stack closure with basket is available with a Cablelok (Polypropylene) or Heatshrink (ABS/PA) base. The base configuration of 28 round ports and 2 oval ports covers a cable diameter range of 4.0 – 29.0mm when using Cablelok mechanical seals and 6.0 – 35.0mm when using heatshrink.

The mounting system is manufactured from Grade 304 stainless steel and the backplane is an aluminium extrusion which can accommodate up to 30 IR SE trays or 60 IR SC/SC-B trays or a combination of SE, SC and SC-B trays. The position of the mounting system allows easy access for the routing of the fibre on to the trays and the basket

provides storage space for the storage of fibre loops. The trays and fibre optic routing module are white which makes it easy to see the colour of the fibre elements as they are routed through the positive fibre management system. Fibre slot retaining blocks guide fibre elements in to the IR system, the foam pad on the retainer is partially cut through to accommodate a range of fibre counts.

All IR system cover plates are coloured blue identifying them as removable parts allowing access to the fibre, the fibre slot retaining block and tray retaining clips are coloured red to aid in identification if they are dropped.

TYPE	Width D1 (mm)	Width D2 (mm)	Length L (mm)	Base Type	Tray Type	Tray Quantity	Splice Protector Type	Basket Size	Article-No.
UFCIR-CXBCXW	275	310	749	Cablelok	IR SC	60	3A	Large	857-00534
UFCIR-CXBCXN	275	310	749	Cablelok	IR SC-B	60	3A	Large	857-00879
UFCIR-CXBCWX	275	310	749	Cablelok	IR SE	30	3A	Large	857-00533
UFCIR-CXBCXX	275	310	749	Cablelok	Not supplied	-	-	Large	857-00532
UFCIR-CXBHXW	275	310	749	Cablelok, Heatshrink	IR SC	60	3A	Large	857-00561
UFCIR-CXBHXN	275	310	749	Cablelok, Heatshrink	IR SC-B	60	3A	Large	857-00888
UFCIR-CXBHWX	275	310	749	Cablelok, Heatshrink	IR SE	30	3A	Large	857-00560
UFCIR-CXBHXX	275	310	749	Cablelok, Heatshrink	Not supplied	-	-	Large	857-00559

Products listed are for standard configurations, other configurations and splice insert types are available - see Page 176

#### Content of Set/Kit

- UFC IR Base
- Anchor Rings (Inner and Outer)
- C-Length Cover (Dome)
- Quick Release Clamp
- Sealing 'O' Ring
- Fibre Storage Basket
- Fibre Optic Routing Module
- Fibre Optic Storage Unit
- Fibre Optic Storage Unit Lid
- Fibre Slot Entry Module
- Fibre Slot Retaining Block
- Reusable Cable Ties
- Tray Lid
- Tray Tool
- Anchor Fixing Kit (3)
- Spiral Binding
- Isopropyl Alcohol Wipes
- Desiccant
- Installation Guide
- Marker Kit
  - Red Marker 1 – 48
  - Green Marker 1 – 48

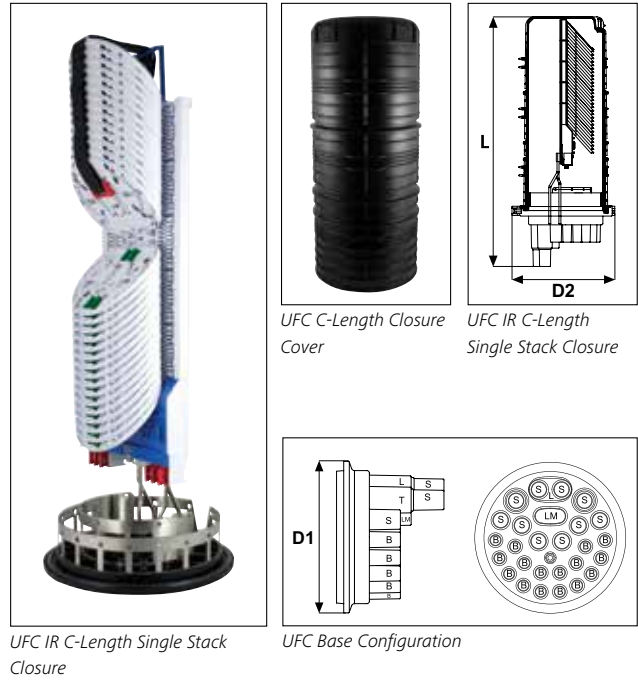


### UFC Integrated Routing Closure

#### C Length Single Stack

#### Features and Benefits

- Maximum 720 fibre splice capacity when using SC-B tray
- 28 round ports and 2 oval ports
- Positive fibre management to ensure consistent 30mm minimum fibre bend radii throughout
- Bi-directional fibre routing
- Accommodates SC, SC-B and SE trays
- Maximum 12 splices per tray without double stacking
- Splitter accommodation
- Cablelok compatible for all port sizes
- Quick release cover
- Optional pressure release valve



#### Technical Description

The UFC Integrated Routing (IR) C Length Single Stack closure is available with a Cablelok (Polypropylene) or Heatshrink (ABS/PA) base. The base configuration of 28 round ports and 2 oval ports covers a cable diameter range of 4.0 – 29.0mm when using Cablelok mechanical seals and 6.0 – 35.0mm when using heatshrink.

The mounting system is manufactured from Grade 304 stainless steel and the backplane is an aluminium extrusion which can accommodate up to 30 IR SE trays or 60 IR SC/SC-B trays or a combination of SE, SC and SC-B trays. The position of the mounting system allows easy access for the routing of the fibre on to the trays. The trays and fibre

optic routing module are white which makes it easy to see the colour of the fibre elements as they are routed through the positive fibre management system. Fibre slot retaining blocks guide fibre elements in to the IR system, the foam pad on the retainer is partially cut through to accommodate a range of fibre counts.

All IR system cover plates are coloured blue identifying them as removable parts allowing access to the fibre, the fibre slot retaining block and tray retaining clips are coloured red to aid in identification if they are dropped.

TYPE	Width D1 (mm)	Width D2 (mm)	Length L (mm)	Base Type	Tray Type	Tray Quantity	Splice Protector Type	Article-No.
UFCIR-CXXCXW	275	310	749	Cablelok	IR SC	60	3A	857-00531
UFCIR-CXXCXN	275	310	749	Cablelok	IR SC-B	60	3A	857-00882
UFCIR-CXXCWX	275	310	749	Cablelok	IR SE	30	3A	857-00530
UFCIR-CXXCXX	275	310	749	Cablelok	Not supplied	-	-	857-00529
UFCIR-CXXHXW	275	310	749	Cablelok, Heatshrink	IR SC	60	3A	857-00558
UFCIR-CXXHXN	275	310	749	Cablelok, Heatshrink	IR SC-B	60	3A	857-00891
UFCIR-CXXHWX	275	310	749	Cablelok, Heatshrink	IR SE	30	3A	857-00557
UFCIR-CXXHXX	275	310	749	Cablelok, Heatshrink	Not supplied	-	-	857-00556

Products listed are for standard configurations, other configurations and splice insert types are available - see Page 176

#### Content of Set/Kit

- UFC IR Base
- Anchor Rings (Inner and Outer)
- C-Length Cover (Dome)
- Quick Release Clamp
- Sealing 'O' Ring
- Fibre Optic Routing Module
- Fibre Optic Storage Unit
- Fibre Optic Storage Unit Lid
- Fibre Slot Entry Module
- Fibre Slot Retaining Block
- Reusable Cable Ties
- Tray Lid
- Tray Tool
- Anchor Fixing Kit (3)
- Spiral Binding
- Isopropyl Alcohol Wipes
- Desiccant
- Installation Guide
- Marker Kit
  - Red Marker 1 – 48
  - Green Marker 1 – 48

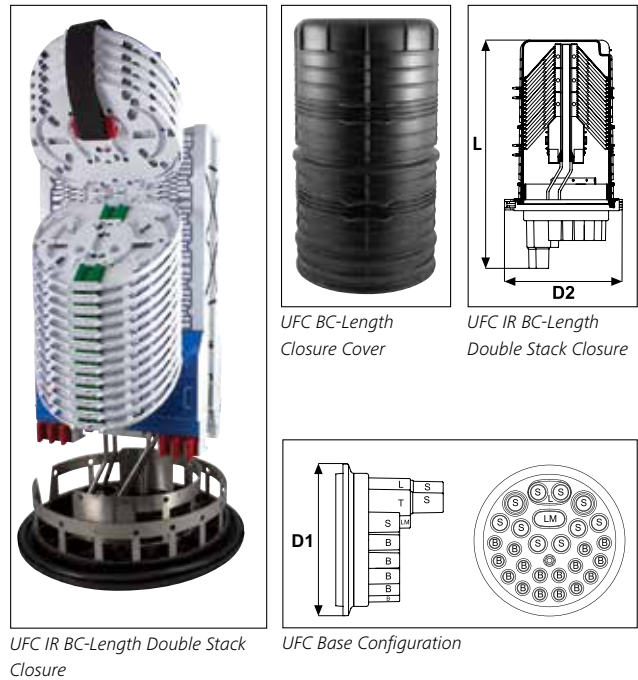


## UFC Integrated Routing Closure

### BC Length Double Stack

#### Features and Benefits

- Maximum 864 fibre splice capacity when using SC-B tray
- 28 round ports and 2 oval ports
- Positive fibre management to ensure consistent 30mm minimum fibre bend radii throughout
- Fibre storage area
- Bi-directional fibre routing
- Accommodates SC, SC-B and SE trays
- Maximum 12 splices per tray without double stacking
- Splitter accommodation
- Cablelok compatible for all port sizes
- Quick release cover
- Optional pressure release valve



UFC IR BC-Length Double Stack Closure

UFC Base Configuration

#### Technical Description

The UFC Integrated Routing (IR) BC Length Double Stack closure is available with a Cablelok (Polypropylene) or Heatshrink (ABS/PA) base. The base configuration of 28 round ports and 2 oval ports covers a cable diameter range of 4.0 – 29.0mm when using Cablelok mechanical seals and 6.0 – 35.0mm when using heatshrink.

The mounting system is manufactured from Grade 304 stainless steel and the backplane is an aluminium extrusion which can accommodate up to 36 IR SE trays or 72 IR SC/SC-B trays or a combination of SE, SC and SC-B trays. The position of the mounting system allows easy access for the routing of the fibre on to the trays and provides storage space

between the two backplanes for the storage of fibre loops. The trays and fibre optic routing module are white which makes it easy to see the colour of the fibre elements as they are routed through the positive fibre management system. Fibre slot retaining blocks guide fibre elements in to the IR system, the foam pad on the retainer is partially cut through to accommodate a range of fibre counts.

All IR system cover plates are coloured blue identifying them as removable parts allowing access to the fibre, the fibre slot retaining block and tray retaining clips are coloured red to aid in identification if they are dropped.

TYPE	Width D1 (mm)	Width D2 (mm)	Length L (mm)	Base Type	Tray Type	Tray Quantity	Splice Protector Type	Article-No.
UFCIR-BCDCXW	275	310	598	Cablelok	IR SC	72	3A	857-00528
UFCIR-BCDCXN	275	310	598	Cablelok	IR SC-B	72	3A	857-00884
UFCIR-BCDCWX	275	310	598	Cablelok	IR SE	36	3A	857-00527
UFCIR-BCDCXX	275	310	598	Cablelok	Not supplied	-	-	857-00526
UFCIR-BCDHXW	275	310	598	Cablelok, Heatshrink	IR SC	72	3A	857-00555
UFCIR-BCDHXN	275	310	598	Cablelok, Heatshrink	IR SC-B	72	3A	857-00893
UFCIR-BCDHWX	275	310	598	Cablelok, Heatshrink	IR SE	36	3A	857-00554
UFCIR-BCDHXX	275	310	598	Cablelok, Heatshrink	Not supplied	-	-	857-00553

Products listed are for standard configurations, other configurations and splice insert types are available - see Page 176

#### Content of Set/Kit

- UFC IR Base
- Anchor Rings (Inner and Outer)
- BC-Length Cover (Dome)
- Quick Release Clamp
- Sealing 'O' Ring
- Fibre Optic Routing Module
- Fibre Optic Storage Unit
- Fibre Optic Storage Unit Lid
- Fibre Slot Entry Module
- Fibre Slot Retaining Block
- Reusable Cable Ties
- Tray Lid
- Tray Tool
- Anchor Fixing Kit (3)
- Spiral Binding
- Isopropyl Alcohol Wipes
- Desiccant
- Installation Guide
- Marker Kit
  - Red Marker 1 – 48
  - Green Marker 1 – 48



### UFC Integrated Routing Closure

#### BC Length Single Stack with Basket

##### Features and Benefits

- Maximum 432 fibre splice capacity when using SC-B tray
- 28 round ports and 2 oval ports
- Positive fibre management to ensure consistent 30mm minimum fibre bend radii throughout
- Fibre storage basket for loop through applications
- Bi-directional fibre routing
- Accommodates SC, SC-B and SE trays
- Maximum 12 splices per tray without double stacking
- Splitter accommodation
- Cablelok compatible for all port sizes
- Quick release cover
- Optional pressure release valve



UFC IR BC-Length Single Stack Closure with Basket

UFC Base Configuration

##### Technical Description

The UFC Integrated Routing (IR) BC Length Single Stack closure with basket is available with a Cablelok (Polypropylene) or Heatshrink (ABS/PA) base. The base configuration of 28 round ports and 2 oval ports covers a cable diameter range of 4.0 – 29.0mm when using Cablelok mechanical seals and 6.0 – 35.0mm when using heatshrink.

The mounting system is manufactured from Grade 304 stainless steel and the backplane is an aluminium extrusion which can accommodate up to 18 IR SE trays or 36 IR SC/SC-B trays or a combination of SE, SC and SC-B trays. The position of the mounting system allows easy access for the routing of the fibre on to the trays and the basket

provides storage space for the storage of fibre loops. The trays and fibre optic routing module are white which makes it easy to see the colour of the fibre elements as they are routed through the positive fibre management system. Fibre slot retaining blocks guide fibre elements in to the IR system, the foam pad on the plug is partially cut through to accommodate a range of fibre counts.

All IR system cover plates are coloured blue identifying them as removable parts allowing access to the fibre, the fibre slot retaining block and tray retaining clips are coloured red to aid in identification if they are dropped.

TYPE	Width D1 (mm)	Width D2 (mm)	Length L (mm)	Base Type	Tray Type	Tray Quantity	Splice Protector Type	Basket Size	Article-No.
UFCIR-BCBCXW	275	310	598	Cablelok	IR SC	36	3A	Medium	857-00525
UFCIR-BCBCXN	275	310	598	Cablelok	IR SC-B	36	3A	Medium	857-00878
UFCIR-BCBCWX	275	310	598	Cablelok	IR SE	18	3A	Medium	857-00524
UFCIR-BCBCXX	275	310	598	Cablelok	Not supplied	-	-	Medium	857-00523
UFCIR-BCBHXX	275	310	598	Cablelok, Heatshrink	IR SC	36	3A	Medium	857-00552
UFCIR-BCBHYN	275	310	598	Cablelok, Heatshrink	IR SC-B	36	3A	Medium	857-00887
UFCIR-BCBHWX	275	310	598	Cablelok, Heatshrink	IR SE	18	3A	Medium	857-00551
UFCIR-BCBHXX	275	310	598	Cablelok, Heatshrink	Not supplied	-	-	Medium	857-00550

Products listed are for standard configurations, other configurations and splice insert types are available - see Page 176

##### Content of Set/Kit

- |                                  |                                |                           |                       |
|----------------------------------|--------------------------------|---------------------------|-----------------------|
| • UFC IR Base                    | • Fibre Optic Routing Module   | • Tray Lid                | • Installation Guide  |
| • Anchor Rings (Inner and Outer) | • Fibre Optic Storage Unit     | • Tray Tool               | • Marker Kit          |
| • BC-Length Cover (Dome)         | • Fibre Optic Storage Unit Lid | • Anchor Fixing Kit (3)   | - Red Marker 1 – 12   |
| • Quick Release Clamp            | • Fibre Slot Entry Module      | • Spiral Binding          | - Green Marker 1 – 12 |
| • Sealing 'O' Ring               | • Fibre Slot Retaining Block   | • Isopropyl Alcohol Wipes |                       |
| • Fibre Storage Basket           | • Reusable Cable Ties          | • Desiccant               |                       |



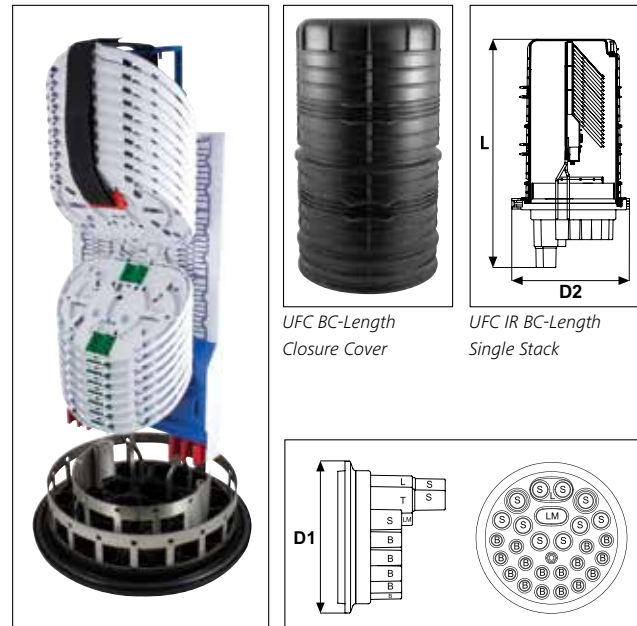


## UFC Integrated Routing Closure

### BC Length Single Stack

#### Features and Benefits

- Maximum 432 fibre splice capacity when using SC-B tray
- 28 round ports and 2 oval ports
- Positive fibre management to ensure consistent 30mm minimum fibre bend radii throughout
- Bi-directional fibre routing
- Accommodates SC, SC-B and SE trays
- Maximum 12 splices per tray without double stacking
- Splitter accommodation
- Cablelok compatible for all port sizes
- Quick release cover
- Optional pressure release valve



UFC IR BC-Length Single Stack Closure

UFC BC-Length Closure Cover

UFC IR BC-Length Single Stack

UFC Base Configuration

#### Technical Description

The UFC Integrated Routing (IR) BC Length Single Stack closure is available with a Cablelok (Polypropylene) or Heatshrink (ABS/PA) base. The base configuration of 28 round ports and 2 oval ports covers a cable diameter range of 4.0 – 29.0mm when using Cablelok mechanical seals and 6.0 – 35.0mm when using heatshrink.

The mounting system is manufactured from Grade 304 stainless steel and the backplane is an aluminium extrusion which can accommodate up to 18 IR SE trays or 36 IR SC/SC-B trays or a combination of SE, SC and SC-B trays. The position of the mounting system allows easy access for the routing of the fibre on to the trays. The trays and fibre

optic routing module are white which makes it easy to see the colour of the fibre elements as they are routed through the positive fibre management system. Fibre slot retaining blocks guide fibre elements into the IR system, the foam pad on the plug is partially cut through to accommodate a range of fibre counts.

All IR system cover plates are coloured blue identifying them as removable parts allowing access to the fibre, the fibre slot retaining block and tray retaining clips are coloured red to aid in identification if they are dropped.

TYPE	Width D1 (mm)	Width D2 (mm)	Length L (mm)	Base Type	Tray Type	Tray Quantity	Splice Protector Type	Article-No.
UFCIR-BCXCXW	275	310	598	Cablelok	IR SC	36	3A	857-00522
UFCIR-BCXCXN	275	310	598	Cablelok	IR SC-B	36	3A	857-00881
UFCIR-BCXCWX	275	310	598	Cablelok	IR SE	18	3A	857-00521
UFCIR-BCXCXX	275	310	598	Cablelok	Not supplied	-	-	857-00520
UFCIR-BCXHXW	275	310	598	Cablelok, Heatshrink	IR SC	36	3A	857-00549
UFCIR-BCXHXN	275	310	598	Cablelok, Heatshrink	IR SC-B	36	3A	857-00890
UFCIR-BCXHWX	275	310	598	Cablelok, Heatshrink	IR SE	18	3A	857-00548
UFCIR-BCXHXX	275	310	598	Cablelok, Heatshrink	Not supplied	-	-	857-00547

Products listed are for standard configurations, other configurations and splice insert types are available - see Page 176

#### Content of Set/Kit

- |                                  |                                |                           |                       |
|----------------------------------|--------------------------------|---------------------------|-----------------------|
| • UFC IR Base                    | • Fibre Optic Storage Unit     | • Tray Tool               | • Marker Kit          |
| • Anchor Rings (Inner and Outer) | • Fibre Optic Storage Unit Lid | • Anchor Fixing Kit (3)   | - Red Marker 1 – 12   |
| • BC-Length Cover (Dome)         | • Fibre Slot Entry Module      | • Spiral Binding          | - Green Marker 1 – 12 |
| • Quick Release Clamp            | • Fibre Slot Retaining Block   | • Isopropyl Alcohol Wipes |                       |
| • Sealing 'O' Ring               | • Reusable Cable Ties          | • Desiccant               |                       |
| • Fibre Optic Routing Module     | • Tray Lid                     | • Installation Guide      |                       |



### UFC Integrated Routing Closure

#### B Length Double Stack

#### Features and Benefits

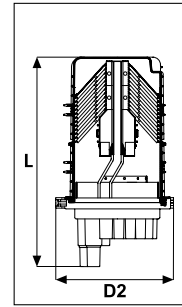
- Maximum 576 fibre splice capacity when using SC-B tray
- 28 round ports and 2 oval ports
- Positive fibre management to ensure consistent 30mm minimum fibre bend radii throughout
- Fibre storage area
- Bi-directional fibre routing
- Accommodates SC, SC-B and SE trays
- Maximum 12 splices per tray without double stacking
- Splitter accommodation
- Cablelok compatible for all port sizes
- Quick release cover
- Optional pressure release valve



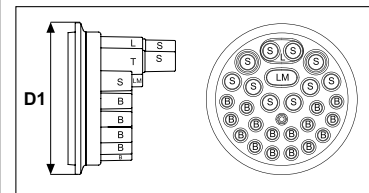
UFC IR B-Length Double Stack Closure



UFC B-Length Closure Cover



UFC-IR B-Length Double Stack Closure



UFC Base Configuration

#### Technical Description

The UFC Integrated Routing (IR) B Length Double Stacked closure is available with a Cablelok (Polypropylene) or Heatshrink (ABS/PA) base. The base configuration of 28 round ports and 2 oval ports covers a cable diameter range of 4.0 – 29.0mm when using Cablelok mechanical seals and 6.0 – 35.0mm when using heatshrink.

The mounting system is manufactured from Grade 304 stainless steel and the backplanes are aluminium extrusions which can accommodate up to 24 IR SE trays or 48 IR SC/SC-B trays or a combination of SE, SC and SC-B trays. The position of the mounting system allows easy access for the routing of the fibre on to the trays and provides storage space

between the two backplanes for the storage of fibre loops. The trays and fibre optic routing module are white which makes it easy to see the colour of the fibre elements as they are routed through the positive fibre management system. Fibre slot retaining blocks guide fibre elements in to the IR system, the foam pad on the retainer is partially cut through to accommodate a range of fibre counts.

All IR system cover plates are coloured blue identifying them as removable parts allowing access to the fibre and the fibre slot retaining block and tray retaining clips are coloured red to aid in identification if they are dropped.

TYPE	Width D1 (mm)	Width D2 (mm)	Length L (mm)	Base Type	Tray Type	Tray Quantity	Splice Protector Type	Article-No.
UFCIR-BXDCXW	275	310	549	Cablelok	IR SC	48	3A	857-00519
UFCIR-BXDCXN	275	310	549	Cablelok	IR SC-B	48	3A	857-00883
UFCIR-BXDCWX	275	310	549	Cablelok	IR SE	24	3A	857-00518
UFCIR-BXDCXX	275	310	549	Cablelok	Not supplied	-	-	857-00517
UFCIR-BXDHXW	275	310	549	Cablelok, Heatshrink	IR SC	48	3A	857-00546
UFCIR-BXDHXN	275	310	549	Cablelok, Heatshrink	IR SC-B	48	3A	857-00892
UFCIR-BXDHWX	275	310	549	Cablelok, Heatshrink	IR SE	24	3A	857-00545
UFCIR-BXDHXX	275	310	549	Cablelok, Heatshrink	Not supplied	-	-	857-00544

Products listed are for standard configurations, other configurations and splice insert types are available - see Page 176

#### Content of Set/Kit

- UFC IR Base
- Anchor Rings (Inner and Outer)
- B-Length Cover (Dome)
- Quick Release Clamp
- Sealing 'O' Ring
- Fibre Optic Routing Module
- Fibre Optic Storage Unit
- Fibre Optic Storage Unit Lid
- Fibre Slot Entry Module
- Fibre Slot Retaining Block
- Reusable Cable Ties
- Tray Lid
- Tray Tool
- Anchor Fixing Kit (3)
- Spiral Binding
- Isopropyl Alcohol Wipes
- Desiccant
- Installation Guide
- Marker Kit
  - Red Marker 1 – 12
  - Green Marker 1 – 12

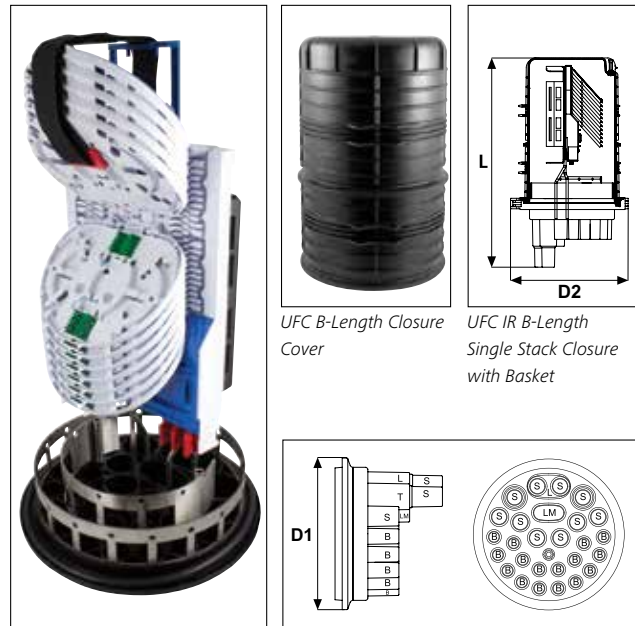


## UFC Integrated Routing Closure

### B Length Single Stack with Basket

#### Features and Benefits

- Maximum 288 fibre splice capacity when using SC-B tray
- 28 round ports and 2 oval ports
- Positive fibre management to ensure consistent 30mm minimum fibre bend radii throughout
- Fibre storage basket for loop through applications
- Bi-directional fibre routing
- Accommodates SC, SC-B and SE trays
- Maximum 12 splices per tray without double stacking
- Splitter accommodation
- Cablelok compatible for all port sizes
- Quick release cover
- Optional pressure release valve



UFC IR B-Length Single Stack Closure with Basket

UFC B-Length Closure Cover

UFC IR B-Length Single Stack Closure with Basket

UFC Base Configuration

#### Technical Description

The UFC Integrated Routing (IR) B Length Single Stack closure with basket is available with a Cablelok (Polypropylene) or Heatshrink (ABS/PA) base. The base configuration of 28 round ports and 2 oval ports covers a cable diameter range of 4.0 – 29.0mm when using Cablelok mechanical seals and 6.0 – 35.0mm when using heatshrink.

The mounting system is manufactured from Grade 304 stainless steel and the backplane is an aluminium extrusion which can accommodate up to 12 IR SE trays or 24 IR SC/SC-B trays or a combination of SE, SC and SC-B trays. The position of the mounting system allows easy access for the routing of the fibre on to the trays and the basket

provides storage space for the storage of fibre loops. The trays and fibre optic routing module are white which makes it easy to see the colour of the fibre elements as they are routed through the positive fibre management system. Fibre slot retaining blocks guide fibre elements in to the IR system, the foam pad on the retainer is partially cut through to accommodate a range of fibre counts.

All IR system cover plates are coloured blue identifying them as removable parts allowing access to the fibre, the fibre slot retaining block and tray retaining clips are coloured red to aid in identification if they are dropped.

TYPE	Width D1 (mm)	Width D2 (mm)	Length L (mm)	Base Type	Tray Type	Tray Quantity	Splice Protector Type	Basket Size	Article-No.
UFCIR-BXBCXW	275	310	549	Cablelok	IR SC	24	3A	Medium	857-00516
UFCIR-BXBCXN	275	310	549	Cablelok	IR SC-B	24	3A	Medium	857-00877
UFCIR-BXBCWX	275	310	549	Cablelok	IR SE	12	3A	Medium	857-00515
UFCIR-BXBCXX	275	310	549	Cablelok	Not supplied	-	-	Medium	857-00514
UFCIR-BXBHXW	275	310	549	Cablelok, Heatshrink	IR SC	24	3A	Medium	857-00543
UFCIR-BXBHXN	275	310	549	Cablelok, Heatshrink	IR SC-B	24	3A	Medium	857-00886
UFCIR-BXBHWW	275	310	549	Cablelok, Heatshrink	IR SE	12	3A	Medium	857-00542
UFCIR-BXBHXX	275	310	549	Cablelok, Heatshrink	Not supplied	-	-	Medium	857-00541

Products listed are for standard configurations, other configurations and splice insert types are available - see Page 176

#### Content of Set/Kit

- UFC IR Base
- Anchor Rings (Inner and Outer)
- B-Length Cover (Dome)
- Quick Release Clamp
- Sealing 'O' Ring
- Fibre Storage Basket
- Fibre Optic Routing Module
- Fibre Optic Storage Unit
- Fibre Optic Storage Unit Lid
- Fibre Slot Entry Module
- Fibre Slot Retaining Block
- Reusable Cable Ties
- Tray Lid
- Tray Tool
- Anchor Fixing Kit (3)
- Spiral Binding
- Isopropyl Alcohol Wipes
- Desiccant
- Installation Guide
- Marker Kit
  - Red Marker 1 – 12
  - Green Marker 1 – 12



### UFC Integrated Routing Closure

#### B Length Single Stack

#### Features and Benefits

- Maximum 288 fibre splice capacity when using SC-B tray
- 28 round ports and 2 oval ports
- Positive fibre management to ensure consistent 30mm minimum fibre bend radii throughout
- Bi-directional fibre routing
- Accommodates SC, SC-B and SE trays
- Maximum 12 splices per tray without double stacking
- Splitter accommodation
- Cablelok compatible for all port sizes
- Quick release cover
- Optional pressure release valve



UFC IR B-Length Single Stack Closure

UFC B-Length Closure Cover

UFC IR B-Length Single Stack Closure

UFC Base Configuration

#### Technical Description

The UFC Integrated Routing (IR) B Length Single Stack closure is available with a Cablelok (Polypropylene) or Heatshrink (ABS/PA) base. The base configuration of 28 round ports and 2 oval ports covers a cable diameter range of 4.0 – 29.0mm when using Cablelok mechanical seals and 6.0 – 35.0mm when using heatshrink.

The mounting system is manufactured from Grade 304 stainless steel and the backplane is an aluminium extrusion which can accommodate up to 12 IR SE trays or 24 IR SC/SC-B trays or a combination of SE, SC and SC-B trays. The position of the mounting system allows easy access for the routing of the fibre on to the trays. The trays and fibre

optic routing module are white which makes it easy to see the colour of the fibre elements as they are routed through the positive fibre management system. Fibre slot retaining blocks guide fibre elements in to the IR system, the foam on the retainer is partially cut through to accommodate a range of fibre counts.

All IR system cover plates are coloured blue identifying them as removable parts allowing access to the fibre, the fibre slot retaining block and tray retaining clips are coloured red to aid in identification if they are dropped.

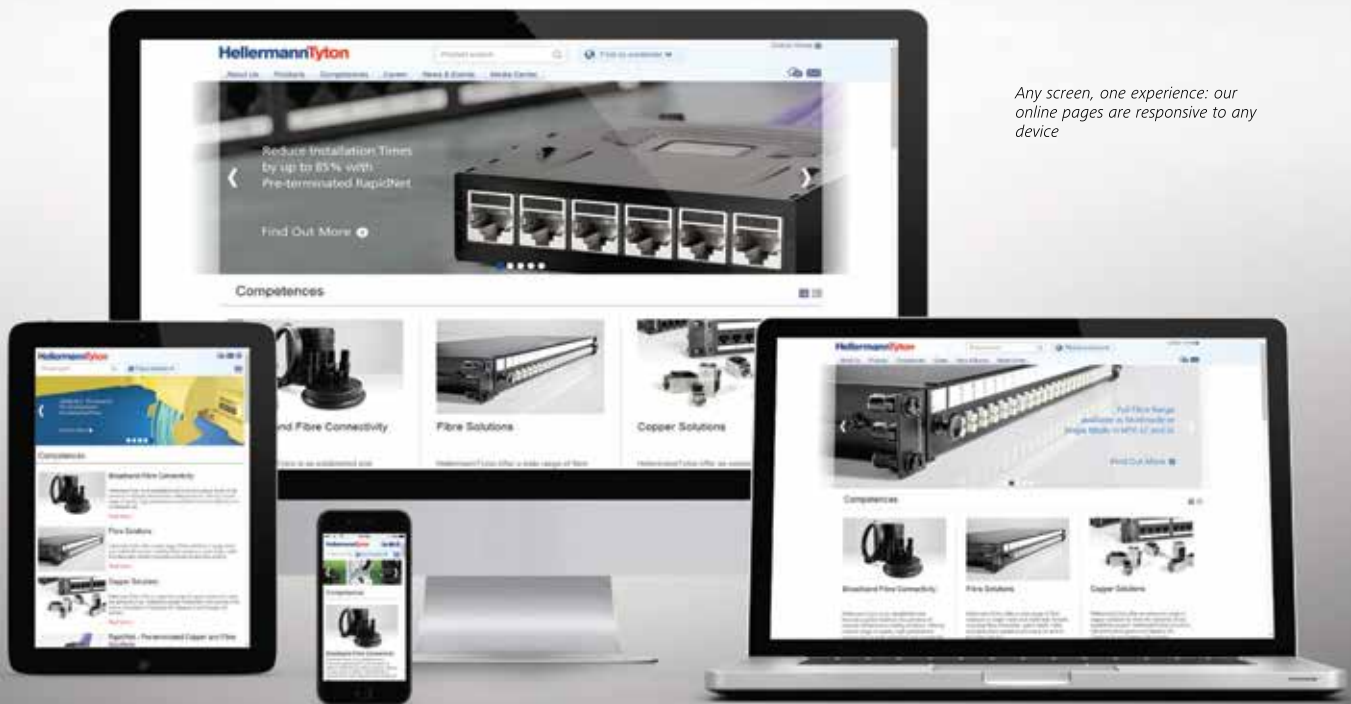
TYPE	Width D1 (mm)	Width D2 (mm)	Length L (mm)	Base Type	Tray Type	Tray Quantity	Splice Protector Type	Article-No.
UFCIR-BXXCXW	275	310	549	Cablelok	IR SC	24	3A	857-00513
UFCIR-BXXCXN	275	310	549	Cablelok	IR SC-B	24	3A	857-00880
UFCIR-BXXCWX	275	310	549	Cablelok	IR SE	12	3A	857-00512
UFCIR-BXXCXX	275	310	549	Cablelok	Not supplied	-	-	857-00511
UFCIR-BXXHXW	275	310	549	Cablelok, Heatshrink	IR SC	24	3A	857-00540
UFCIR-BXXHXN	275	310	549	Cablelok, Heatshrink	IR SC-B	24	3A	857-00889
UFCIR-BXXHWX	275	310	549	Cablelok, Heatshrink	IR SE	12	3A	857-00539
UFCIR-BXXHXX	275	310	549	Cablelok, Heatshrink	Not supplied	-	-	857-00538

Products listed are for standard configurations, other configurations and splice insert types are available - see Page 176

#### Content of Set/Kit

- UFC IR Base
- Anchor Rings (Inner and Outer)
- B-Length Cover (Dome)
- Quick Release Clamp
- Sealing 'O' Ring
- Fibre Optic Routing Module
- Fibre Optic Storage Unit
- Fibre Optic Storage Unit Lid
- Fibre Slot Entry Module
- Fibre Slot Retaining Block
- Reusable Cable Ties
- Tray Lid
- Tray Tool
- Anchor Fixing Kit (3)
- Spiral Binding
- Isopropyl Alcohol Wipes
- Desiccant
- Installation Guide
- Marker Kit
  - Red Marker 1 – 12
  - Green Marker 1 – 12

To truly excel, you need a helping hand  
Our support for our customers



*Any screen, one experience: our online pages are responsive to any device*

## A World of Solutions at your Fingertips

Comprehensive product information online.

Digital versions of all our publications, plus video clips of products, are available to you in the media centre on our website. You can also download product data from our product pages.

Extensive portfolio of high-quality products.

We make it as easy as possible for you to discover the perfect product that helps you solve your particular network cabling or engineering challenge. Our printed publications guide you through our extensive portfolio.



Our brochures focus on key products designed for specific applications

**View online at**  
**[htdata.co.uk](http://htdata.co.uk)**

Stay in touch with us!



# 1.2 UFC Tubed Closures

## Introduction

The UFC from HellermannTyton is the largest fibre optic splice closure in the range. Designed with 28 round ports and 2 oval ports, the UFC can accommodate substantial amounts of fibre often found in FTTX and trunk applications.

The standard Tubed UFC closure from HellermannTyton is available in 3 different lengths, with a number of splice tray options. The tubed UFC closure also offers the possibility of a double stacked solution however there is no provision for fibre loop storage in this version. The double stacked tubed UFC has a splice capacity of up to 1728 fibres using the Hellipse SMF SE-A Tray.

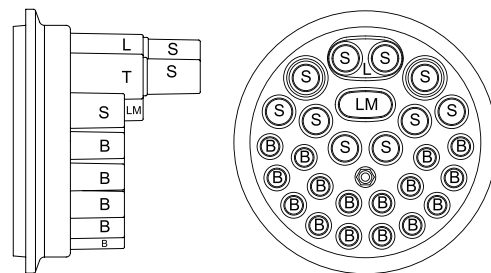
The tubed solution, routes fibres from their entry point in the closure in transportation tubing directly onto the splice trays. The transportation tubing helps maintain bend radius whilst adding good protection to the individual fibres.

The tubed UFC offers a number of configurations and splice tray options including standard Hellipse trays, the large Hellmass tray and the Multi-Ribbon tray. The splice trays can accommodate a number of splice types including 3A and ANT as well as a selection of fibre optic splitters.

The closure cover is environmentally sealed with a high quality clamp and 'O' ring. The cable ports can be sealed using either Cablelok mechanical seals or heatshrink sleeves. The closure can be fitted with a flash test valve and/or grounding feed through. For flash test valve and/or grounding feed through versions please contact our sales office.

### Features and Benefits

- Ideal for high fibre/splice count FTTX and trunk applications
- 28 round ports and 2 oval ports (for loop through cable)
- Accommodates up to 72 Hellipse NZDF SE-A, 72 Hellipse SMF SE-A, 18 Multi-Ribbon trays or 4 Hellmass Large trays
- Hellipse Tray closures can be configured as a double tray stack for high splice-counts
- Fibre loop storage basket available with the single stack configuration
- Available in 3 different lengths
- Cablelok compatible
- Flash test valve and grounding feed-through options available
- For use in underground, direct burial and aerial applications
- Wall mounting brackets and stainless steel wall mounting strap kits available (see Chapter 13 - Accessories)



UFC Port Base Configuration

Port	Number of Ports	Cable Range (mm)	
		Cablelok	Heatshrink
L	1	2 x 5.5 – 20.0	2 x 12.0 – 24.0
LM	1	2 x 4.0 – 15.0	2 x 8.0 – 22.0
T	2	15.5 – 29.0	12.0 – 35.0
S	10	5.0 – 20.0	12.0 – 26.0
B	16	4.8 – 16.5	6.0 – 19.0

HellermannTyton closures with a tubed fibre management system are supplied in standard configurations, with fibre management and splice trays included, ready to use. The Multi-Ribbon tray closures are fitted with a ribbon fibre management guide as standard.

Port seals (Cablelok and heatshrink) and accessories (e.g. mounting brackets) must be ordered separately. HellermannTyton also offer a range of additional splice options including Crimp / ANT. For further details refer to Chapter 12.

Splice Type	Cover Reference	Closure Width (mm) D1 x D2	Closure Length (mm) L	Hellipse NZDF SE-A Tray				Hellipse SMF SE-A Tray				Hellamass Large Tray		Multi-Ribbon Tray	
				Single Tray Quantity	Max Splice Capacity	Double Tray Quantity	Max Splice Capacity	Single Tray Quantity	Max Splice Capacity	Double Tray Quantity	Max Splice Capacity	Single Tray Quantity	Max Splice Capacity	Single Tray Quantity	Max Splice Capacity
3A	A	275 X 310	400	6(1) †	72	-	-	6	144	-	-	-	-	3 (1)	36
	BC		598	12(2)	144	36(6)	432	12(2)	288	36(12)	864*	-	-	6 (2)	72
	C		749	36(6)	432	72(12)	864	36(6)	864	72(12)	1728*	4(4)	576	18 (6)	216
ANT	A	275 X 310	400	6(1)	144	-	-	-	-	-	-	-	-	-	-
	BC		598	12(2)	288	36(6)	864	-	-	-	-	-	-	-	-
	C		749	36(6)	864	72(12)	1728	-	-	-	-	4(4)	1152	-	-

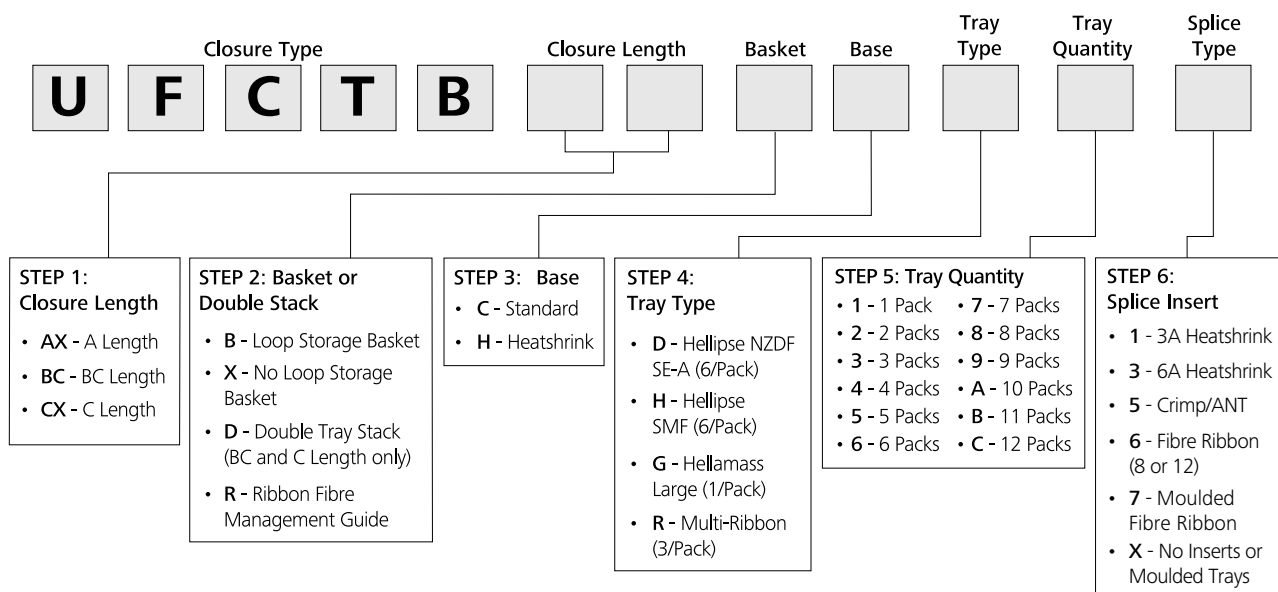
Maximum splice capacity has been calculated using 3A and ANT splice inserts (excluding Multi-Ribbon tray).  
 \*Based on maximum splice protector length of 45mm. † (tray pack ordering multiple).

## Part Number Identification

Identifying the correct part number is a simple process:

- STEP 1** Choose the appropriate closure length.
- STEP 2** Decide if a loop storage basket is required or a double splice tray stack (BC and C Length closure only). The Multi-Ribbon tray closures are fitted with a ribbon fibre management guide as standard.
- STEP 3** Decide if you require a Cablelok or heatshrink base.
- STEP 4** Select tray type. Hellipse NZDF SE-A - 12 x 3A splices, Hellipse SMF SE-A - 24 x 3A splices, Hellamass Large - 144 x 3A splices, Multi-Ribbon - 12 x 12 or 8 fibre ribbon splices. Closures shown in the catalogue are supplied with the maximum number of trays chosen for the closure length.
- STEP 5** Select tray quantity.
- STEP 6** Select splice insert type.

For additional information on tray types, splice protectors and splice capacity please refer to Chapter 12.





### UFC Tubed Closure

#### C Length Double Stack

#### Features and Benefits

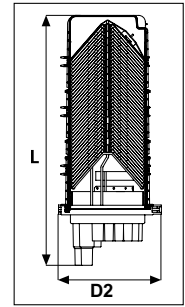
- Maximum 864 fibre splice capacity when using NZDF SE-A trays
- 28 round ports and 2 oval ports
- Accommodates Hellipse NZDF SE-A or SMF SE-A trays
- Maximum 24 splices per tray without double stacking (SMF SE-A trays)
- Splitter accommodation
- Cablelok compatible for all port sizes
- Quick release cover
- Optional flash test valve and/or grounding feed-through



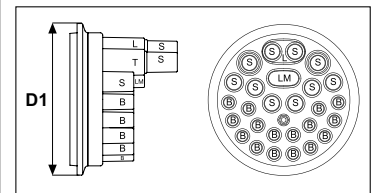
UFC C-Length Double Stack Closure



UFC C-Length Closure Cover



UFC C-Length Double Stack Closure



UFC Base Port Configuration

#### Technical Description

The UFC C Length Double Stacked closure is available with a Cablelok (Polypropylene) or Heatshrink (ABS/PA) base. The base configuration of 28 round ports and 2 oval ports covers a cable diameter range of 4.0 – 29.0mm when using Cablelok mechanical seals and 6.0 – 35.0mm when using heatshrink.

The mounting and support system is manufactured from Grade 304 stainless steel and can accommodate up to 72 Hellipse NZDF SE-A

or SMF SE-A trays giving a maximum of 864 fibre splices based on 12 fibres per tray (when using Hellipse NZDF SE-A trays). The tubed closure and position of the mounting system allows for ease of access and traceability of the fibre on to the trays. The trays are white which makes it easy to see the colour of the fibre elements as they are routed through the fibre management system and on to the trays.

TYPE	Width D1 (mm)	Width D2 (mm)	Length L (mm)	Base Type	Tray Type	Tray Quantity	Splice Protector Type	Article-No.
UFCTB-CXDCDC1	275	310	749	Cablelok	Hellipse NZDF SE-A	72	3A	857-00761
UFCTB-CXDCHCX	275	310	749	Cablelok	Hellipse SMF SE-A	72	3A	857-00763
UFCTB-CXDCXXX	275	310	749	Cablelok	Not supplied	-	-	857-00755
UFCTB-CXDHDC1	275	310	749	Cablelok, Heatshrink	Hellipse NZDF SE-A	72	3A	857-00762
UFCTB-CXDHHCX	275	310	749	Cablelok, Heatshrink	Hellipse SMF SE-A	72	3A	857-00764
UFCTB-CXDHXXX	275	310	749	Cablelok, Heatshrink	Not supplied	-	-	857-00756

Products listed are for standard configurations, other configurations and splice insert types are available - see Page 176

#### Content of Set/Kit

- |  |   |  |  |
|--|---|--|--|
| <ul style="list-style-type: none"> <li>• UFC Base</li> <li>• Anchor Rings (Inner and Outer)</li> <li>• C-Length Cover (Dome)</li> <li>• Quick Release Clamp</li> <li>• Sealing 'O' Ring</li> <li>• Tray Support Frame</li> </ul> | <ul style="list-style-type: none"> <li>• Anchor Fixing Kit (3)</li> <li>• Tray Tool</li> <li>• Hook and Loop Tray</li> <li>• Securing Strap</li> <li>• Transportation Tubing</li> <li>• Tubefix – Tube to Tray</li> </ul> | <ul style="list-style-type: none"> <li>• Securing Blocks</li> <li>• Hook and Loop Management Ties</li> <li>• Isopropyl Alcohol Wipes</li> <li>• Desiccant</li> <li>• Installation Guide</li> </ul> | <ul style="list-style-type: none"> <li>• Marker Kit                             <ul style="list-style-type: none"> <li>- Red Marker 1 – 144</li> <li>- Green Marker 1 – 144</li> </ul> </li> </ul> |
|--|---|--|--|





## UFC Tubed Closure

### C Length Single Stack with Basket

#### Features and Benefits

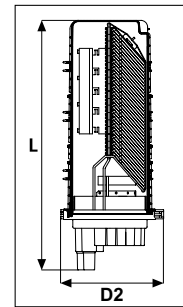
- Maximum 432 fibre splice capacity when using NZDF SE-A trays
- 28 round ports and 2 oval ports
- Accommodates Hellipse NZDF SE-A or SMF SE-A trays
- Fibre storage basket for loop through applications
- Maximum 24 splices per tray without double stacking (SMF SE-A trays)
- Splitter accommodation
- Cablelok compatible for all port sizes
- Quick release cover
- Optional flash test valve and/or grounding feed-through



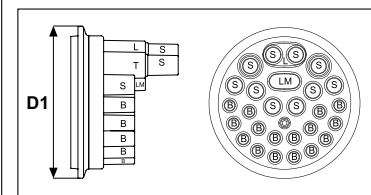
UFC C-Length Single Stack Closure with Basket



UFC C-Length Closure Cover



UFC C-Length Single Stack Closure with Basket



UFC Base Port Configuration

#### Technical Description

The UFC C Length Single Stack closure with basket is available with a Cablelok (Polypropylene) or Heatshrink (ABS/PA) base. The base configuration of 28 round ports and 2 oval ports covers a cable diameter range of 4.0 – 29.0mm when using Cablelok mechanical seals and 6.0 – 35.0mm when using heatshrink.

The mounting and support system is manufactured from Grade 304 stainless steel and can accommodate up to 36 Hellipse NZDF SE-A or

SMF SE-A trays giving a maximum of 432 fibre splices based on 12 fibres per tray (when using Hellipse NZDF SE-A trays). The tubed closure and position of the mounting system allows for ease of access and traceability of the fibre on to the trays and the basket provides storage space for the storage of fibre loops. The trays are white which makes it easy to see the colour of the fibre elements as they are routed through the fibre management system and on to the trays.

TYPE	Width D1 (mm)	Width D2 (mm)	Length L (mm)	Base Type	Tray Type	Tray Quantity	Splice Protector Type	Basket Size	Article-No.
UFCTB-CXBCD61	275	310	749	Cablelok	Hellipse NZDF SE-A	36	3A	Large	857-00752
UFCTB-CXBCH6X	275	310	749	Cablelok	Hellipse SMF SE-A	36	3A	Large	857-00736
UFCTB-CXBCXXX	275	310	749	Cablelok	Not supplied	-	-	Large	857-00720
UFCTB-CXBHD61	275	310	749	Cablelok, Heatshrink	Hellipse NZDF SE-A	36	3A	Large	857-00754
UFCTB-CXBHH6X	275	310	749	Cablelok, Heatshrink	Hellipse SMF SE-A	36	3A	Large	857-00738
UFCTB-CXBHXXX	275	310	749	Cablelok, Heatshrink	Not supplied	-	-	Large	857-00722

Products listed are for standard configurations, other configurations and splice insert types are available - see Page 176

#### Content of Set/Kit

- |                                  |                                     |  |                       |
|----------------------------------|-------------------------------------|--|-----------------------|
| • UFC Base                       | • Tray Support Frame                | • Tubefix – Tube to Tray Securing Blocks | • Installation Guide  |
| • Anchor Rings (Inner and Outer) | • Anchor Fixing Kit (3)             | • Hook and Loop Management Ties          | • Marker Kit          |
| • C-Length Cover (Dome)          | • Tray Tool                         | • Isopropyl Alcohol Wipes                | - Red Marker 1 – 48   |
| • Quick Release Clamp            | • Hook and Loop Tray Securing Strap | • Desiccant                              | - Green Marker 1 – 48 |
| • Sealing 'O' Ring               | • Transportation Tubing             |  |                       |
| • Fibre Storage Basket           |                                     |  |                       |



### UFC Tubed Closure

#### C Length Single Stack

#### Features and Benefits

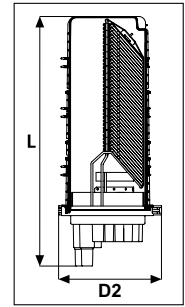
- Maximum 432 fibre splice capacity when using NZDF SE-A trays
- 28 round ports and 2 oval ports
- Accommodates Hellipse NZDF SE-A or SMF SE-A trays
- Splitter accommodation
- Cablelok compatible for all port sizes
- Quick release cover
- Optional flash test valve and/or grounding feed-through



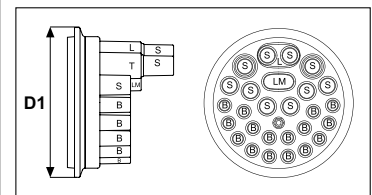
UFC C-Length Single Stack Closure



UFC C-Length Closure Cover



UFC C-Length Single Stack Closure



UFC Base Port Configuration

#### Technical Description

The UFC C Length Single Stack closure is available with a Cablelok (Polypropylene) or Heatshrink (ABS/PA) base. The base configuration of 28 round ports and 2 oval ports covers a cable diameter range of 4.0 – 29.0mm when using Cablelok mechanical seals and 6.0 – 35.0mm when using heatshrink.

The mounting and support system is manufactured from Grade 304 stainless steel and can accommodate up to 36 Hellipse NZDF SE-A

or SMF SE-A trays giving a maximum of 432 fibre splices based on 12 fibres per tray (when using Hellipse NZDF SE-A trays). The tubed closure and position of the mounting system allows for ease of access and traceability of the fibre on to the trays. The trays are white which makes it easy to see the colour of the fibre elements as they are routed through the fibre management system and on to the trays.

TYPE	Width D1 (mm)	Width D2 (mm)	Length L (mm)	Base Type	Tray Type	Tray Quantity	Splice Protector Type	Article-No.
UFCTB-CXXCD61	275	310	749	Cablelok	Hellipse NZDF SE-A	36	3A	857-00751
UFCTB-CXXCH6X	275	310	749	Cablelok	Hellipse SMF SE-A	36	3A	857-00735
UFCTB-CXXCXXX	275	310	749	Cablelok	Not supplied	-	-	857-00719
UFCTB-CXXHD61	275	310	749	Cablelok, Heatshrink	Hellipse NZDF SE-A	36	3A	857-00753
UFCTB-CXXHH6X	275	310	749	Cablelok, Heatshrink	Hellipse SMF SE-A	36	3A	857-00737
UFCTB-CXXHXXX	275	310	749	Cablelok, Heatshrink	Not supplied	-	-	857-00721

Products listed are for standard configurations, other configurations and splice insert types are available - see Page 176

#### Content of Set/Kit

- |                                  |                                     |  |                       |
|----------------------------------|-------------------------------------|--|-----------------------|
| • UFC Base                       | • Tray Support Frame                | • Transportation Tubing                  | • Installation Guide  |
| • Anchor Rings (Inner and Outer) | • Anchor Fixing Kit (3)             | • Tubefix – Tube to Tray Securing Blocks | • Marker Kit          |
| • C-Length Cover (Dome)          | • Tray Tool                         | • Isopropyl Alcohol Wipes                | - Red Marker 1 – 48   |
| • Quick Release Clamp            | • Hook and Loop Tray Securing Strap | • Desiccant                              | - Green Marker 1 – 48 |
| • Sealing 'O' Ring               |                                     |  |                       |



## UFC Tubed Closure

### C Length with Multi-Ribbon Tray with Basket

#### Features and Benefits

- Maximum 216 (8 or 12 fibre) ribbon cable splice capacity
- 28 round ports and 2 oval ports
- 18 x Multi-Ribbon trays
- Maximum of 12 (8 or 12 fibre) ribbon cable splices per tray
- Fibre storage basket for loop through applications supplied as standard
- Cablelok compatible for all port sizes
- Quick release cover
- Optional flash test valve and/or grounding feed-through



#### Technical Description

The UFC C length single stack closure is available with Cablelok (Polypropylene) or Heatshrink (ABS/PA) base.

The base configuration of 28 round ports and 2 oval ports covers a cable diameter range of 4.0 – 29.0mm when using Cablelok mechanical seals and 6.0 – 35.0mm when using heatshrink.

The mounting system is manufactured from Grade 304 stainless steel and can accommodate up to 18 Multi-Ribbon trays giving a maximum splice capacity of 216 (8 or 12 fibre) ribbon cables based on 12 ribbon cable splices per tray. The tubed closure and position of the mounting

system allows for ease of access and traceability of the fibre on to the trays.

The trays are white with a clear cover which makes it easy to see the colour of the fibre elements as they are routed through the fibre management system and on to the trays.

The Multi-Ribbon tray can also accommodate 3A splices when used with the appropriate tubefix connectors and transport tubing (See Chapter 13 – Accessories).

TYPE	Width D1 (mm)	Width D2 (mm)	Length L (mm)	Base Type	Tray Type	Tray Quantity	Splice Protector Type	Basket Size	Article-No.
UFCTB-CXRCR67	275	310	749	Cablelok	Multi-Ribbon	18	12 Fibre Ribbon	Large	857-00982
UFCTB-CXRHR67	275	310	749	Cablelok, Heatshrink	Multi-Ribbon	18	12 Fibre Ribbon	Large	857-00983

Products listed are for standard configurations, other configurations and splice insert types are available - see Page 176

#### Content of Set/Kit

- UFC Base
- Sealing 'O' Ring
- Tray Tool
- Installation Guide
- Anchor Rings (Inner and Outer)
- Fibre Storage Basket
- Hook and Loop Securing Straps
- Isopropyl Alcohol Wipes
- C-Length Cover (Dome)
- Tray Support Frame
- Desiccant
- Quick Release Clamp
- Anchor Fixing Kit (3)



## UFC Tubed Closure

### C Length with Hellamass Large Trays

#### Features and Benefits

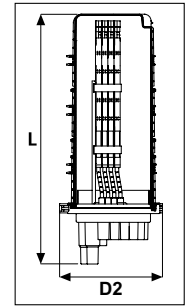
- Maximum 576 fibre splice capacity
- 28 round ports and 2 oval ports
- 4 x Hellamass Large trays
- Fibre storage basket option for loop through applications
- Maximum 144 splices per tray
- Splitter accommodation
- Cablelok compatible for all port sizes
- Quick release cover
- Optional flash test valve and/or grounding feed-through



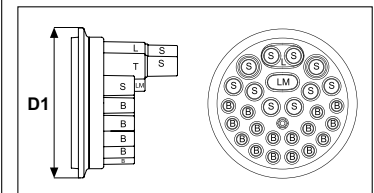
UFC C-length Closure with Hellamass Trays



UFC C-length Closure Cover



UFC C-length Closure with Hellamass Trays



UFC Base Port Configuration

#### Technical Description

The UFC C Length Single Stack closure is available with a Cablelok (Polypropylene) or Heatshrink (ABS/PA) base.

The base configuration of 28 round ports and 2 oval ports covers a cable diameter range of 4.0 – 29.0mm when using Cablelok mechanical seals and 6.0 – 35.0mm when using heatshrink.

The mounting and support system is manufactured from Grade 304 stainless steel and can accommodate 4 Hellamass Large trays with or

without a basket giving a maximum of 576 fibre splices based on 144 fibres per tray. The tubed closure and position of the mounting system allows for ease of access and traceability of the fibre on to the trays.

The trays are white which makes it easy to see the colour of the fibre elements as they are routed through the fibre management system and on to the trays. The rear of the trays provides storage space for managing excess fibre.

TYPE	Width D1 (mm)	Width D2 (mm)	Length L (mm)	Base Type	Tray Type	Tray Quantity	Splice Protector Type	Basket Size	Article-No.
UFCTB-CXXCG41	275	310	749	Cablelok	Hellamas Large	4	3A	-	857-00765
UFCTB-CXBCG41	275	310	749	Cablelok	Hellamas Large	4	3A	Large	857-00766
UFCTB-CXXHG41	275	310	749	Cablelok, Heatshrink	Hellamas Large	4	3A	-	857-00767
UFCTB-CXBHG41	275	310	749	Cablelok, Heatshrink	Hellamas Large	4	3A	Large	857-00768

Products listed are for standard configurations, other configurations and splice insert types are available - see Page 176

#### Content of Set/Kit

- UFC Base
- Anchor Rings (Inner and Outer)
- C-Length Cover (Dome)
- Quick Release Clamp
- Sealing 'O' Ring
- Fibre Storage Basket (Optional)
- Tray Support Frame
- Anchor Fixing Kit (3)
- Hook and Loop Tray
- Securing Strap
- Transportation Tubing
- Cable Ties
- Isopropyl Alcohol Wipes
- Desiccant
- Installation Guide
- Marker Kit
  - Red Marker 1 – 25
  - Green Marker 1 – 25



UFC Tubed

## UFC Tubed Closure

### BC Length Double Stack

#### Features and Benefits

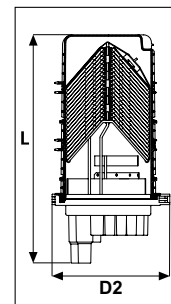
- Maximum 432 fibre splice capacity when using NZDF SE-A trays
- 28 round ports and 2 oval ports
- Accommodates Hellipse NZDF SE-A or SMF SE-A trays
- Maximum 24 splices per tray without double stacking (SMF SE-A trays)
- Splitter accommodation
- Support ring allows manifolds to be secured within the closure
- Cablelok compatible for all port sizes
- Quick release cover
- Optional flash test valve and/or grounding feed-through



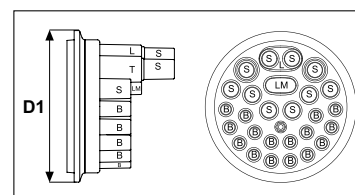
UFC BC-Length Double Stack Closure



UFC BC-Length Closure Cover



UFC BC-Length Double Stack Closure



UFC Base Port Configuration

#### Technical Description

The UFC BC Length Double Stacked closure is available with a Cablelok (Polypropylene) or Heatshrink (ABS/PA) base which is fitted with a support ring which allows for fibre break-out manifolds to be secured within the closure.

The base configuration of 28 round ports and 2 oval ports covers a cable diameter range of 4.0 – 29.0mm when using Cablelok mechanical seals and 6.0 – 35.0mm when using heatshrink. The mounting and support system is manufactured from Grade 304 stainless steel and can

accommodate up to 36 Hellipse NZDF SE-A or SMF SE-A trays giving a maximum of 432 fibre splices based on 12 fibres per tray (when using Hellipse NZDF SE-A trays).

The tubed closure and position of the mounting system allows for ease of access and traceability of the fibre on to the trays. The trays are white which makes it easy to see the colour of the fibre elements as they are routed through the fibre management system and on to the trays.

TYPE	Width D1 (mm)	Width D2 (mm)	Length L (mm)	Base Type	Tray Type	Tray Quantity	Splice Protector Type	Article-No.
UFCTB-BCDCD61	275	310	598	Cablelok	Hellipse NZDF SE-A	36	3A	857-00715
UFCTB-BCDCH6X	275	310	598	Cablelok	Hellipse SMF SE-A	36	3A	857-00717
UFCTB-BCDCXXX	275	310	598	Cablelok	Not supplied	-	-	857-00709
UFCTB-BCDHD61	275	310	598	Cablelok, Heatshrink	Hellipse NZDF SE-A	36	3A	857-00716
UFCTB-BCDHH6X	275	310	598	Cablelok, Heatshrink	Hellipse SMF SE-A	36	3A	857-00718
UFCTB-BCDHXXX	275	310	598	Cablelok, Heatshrink	Not supplied	-	-	857-00710

Products listed are for standard configurations, other configurations and splice insert types are available - see Page 176

#### Content of Set/Kit

- |   |  |  |  |
|---|--|--|--|
| <ul style="list-style-type: none"> <li>• UFC Base</li> <li>• Anchor Rings (Inner and Outer)</li> <li>• BC-Length Cover (Dome)</li> <li>• Quick Release Clamp</li> <li>• Sealing 'O' Ring</li> <li>• Tray Support Frame</li> </ul> | <ul style="list-style-type: none"> <li>• Anchor Fixing Kit (3)</li> <li>• Tray Tool</li> <li>• Hook and Loop Tray</li> <li>• Securing Straps</li> <li>• Transportation Tubing</li> <li>• Tubefix – Tube to Tray</li> </ul> | <ul style="list-style-type: none"> <li>• Securing Blocks</li> <li>• Hook and Loop Management Ties</li> <li>• Isopropyl Alcohol Wipes</li> <li>• Desiccant</li> <li>• Installation Guide</li> </ul> | <ul style="list-style-type: none"> <li>• Marker Kit                             <ul style="list-style-type: none"> <li>- Red Marker 1 – 48</li> <li>- Green Marker 1 – 48</li> </ul> </li> </ul> |
|---|--|--|--|



### UFC Tubed Closure

#### BC Length Single Stack with Basket

#### Features and Benefits

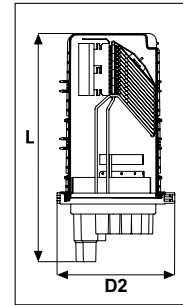
- Maximum 144 fibre splice capacity when using NZDF SE-A trays
- 28 round ports and 2 oval ports
- Accommodates Hellipse NZDF SE-A or SMF SE-A trays
- Fibre storage basket for loop through applications
- Maximum 24 splices per tray without double stacking (SMF SE-A trays)
- Splitter accommodation
- Support ring allows manifolds to be secured within the closure
- Cablelok compatible for all port sizes
- Quick release cover
- Optional flash test valve and/or grounding feed-through



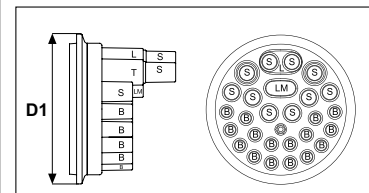
UFC BC-Length Closure Single Stack with Basket



UFC BC-Length Closure Cover



UFC BC-Length Closure Single Stack with Basket



UFC Base Port Configuration

#### Technical Description

The UFC BC Length Single Stack closure with Basket is available with a Cablelok (Polypropylene) or Heatshrink (ABS/PA) base which is fitted with a support ring which allows for fibre break-out manifolds to be secured within the closure.

The base configuration of 28 round ports and 2 oval ports covers a cable diameter range of 4.0 – 29.0mm when using Cablelok mechanical seals and 6.0 – 35.0mm when using heatshrink. The mounting and support system is manufactured from Grade 304 stainless steel and can

accommodate up to 12 Hellipse NZDF SE-A or SMF SE-A trays giving a maximum of 144 fibre splices based on 12 fibres per tray (when using Hellipse NZDF SE-A trays).

The tubed closure and position of the mounting system allows for ease of access and traceability of the fibre on to the trays and the basket provides storage space for the storage of fibre loops. The trays are white which makes it easy to see the colour of the fibre elements as they are routed through the fibre management system and on to the trays.

TYPE	Width D1 (mm)	Width D2 (mm)	Length L (mm)	Base Type	Tray Type	Tray Quantity	Splice Protector Type	Basket Size	Article-No.
UFCTB-BCBCD21	275	310	598	Cablelok	Hellipse NZDF SE-A	12	3A	Small	857-00702
UFCTB-BCBCH2X	275	310	598	Cablelok	Hellipse SMF SE-A	12	3A	Small	857-00706
UFCTB-BCBCXXX	275	310	598	Cablelok	Not supplied	-	-	Small	857-00698
UFCTB-BCBHD21	275	310	598	Cablelok, Heatshrink	Hellipse NZDF SE-A	12	3A	Small	857-00704
UFCTB-BCBHH2X	275	310	598	Cablelok, Heatshrink	Hellipse SMF SE-A	12	3A	Small	857-00708
UFCTB-BCBHXXX	275	310	598	Cablelok, Heatshrink	Not supplied	-	-	Small	857-00700

Products listed are for standard configurations, other configurations and splice insert types are available - see Page 176

#### Content of Set/Kit

- |   |   |   |  |
|---|---|---|--|
| <ul style="list-style-type: none"> <li>• UFC Base</li> <li>• Anchor Rings (Inner and Outer)</li> <li>• BC-Length Cover (Dome)</li> <li>• Quick Release Clamp</li> <li>• Sealing 'O' Ring</li> <li>• Fibre Storage Basket</li> </ul> | <ul style="list-style-type: none"> <li>• Tray Support Frame</li> <li>• Anchor Fixing Kit (3)</li> <li>• Tray Tool</li> <li>• Hook and Loop Tray Securing Straps</li> <li>• Transportation Tubing</li> </ul> | <ul style="list-style-type: none"> <li>• Tubefix – Tube to Tray Securing Blocks</li> <li>• Hook and Loop Management Ties</li> <li>• Isopropyl Alcohol Wipes</li> <li>• Desiccant</li> </ul> | <ul style="list-style-type: none"> <li>• Installation Guide</li> <li>• Marker Kit                             <ul style="list-style-type: none"> <li>- Red Marker 1 – 12</li> <li>- Green Marker 1 – 12</li> </ul> </li> </ul> |
|---|---|---|--|

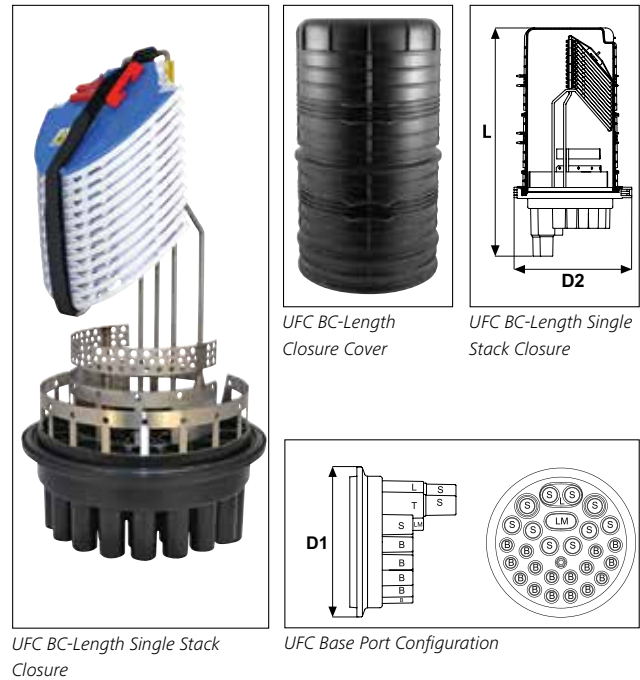


## UFC Tubed Closure

### BC Length Single Stack

#### Features and Benefits

- Maximum 144 fibre splice capacity when using NZDF SE-A trays
- 28 round ports and 2 oval ports
- Accommodates Hellipse NZDF SE-A or SMF SE-A trays
- Maximum 24 splices per tray without double stacking (SMF SE-A trays)
- Splitter accommodation
- Support ring allows manifolds to be secured within the closure
- Cablelok compatible for all port sizes
- Quick release cover
- Optional flash test valve and/or grounding feed-through



UFC BC-Length Single Stack Closure

UFC BC-Length Closure Cover

UFC BC-Length Single Stack Closure

UFC Base Port Configuration

#### Technical Description

The UFC BC Length Single Stack closure is available with a Cablelok (Polypropylene) or Heatshrink (ABS/PA) base which is fitted with a support ring which allows for fibre break-out manifolds to be secured within the closure. The base configuration of 28 round ports and 2 oval ports covers a cable diameter range of 4.0 – 29.0mm when using Cablelok mechanical seals and 6.0 – 35.0mm when using heatshrink.

The mounting and support system is manufactured from Grade 304 stainless steel and can accommodate 12 Hellipse NZDF SE-A or SMF

SE-A trays giving a maximum of 144 fibre splices based on 12 fibres per tray (when using Hellipse NZDF SE-A trays).

The tubed closure and position of the mounting systems allows for ease of access and traceability of the fibre on to the trays. The trays are white which makes it easy to see the colour of the fibre elements as they are routed through the fibre management system and on to the trays.

TYPE	Width D1 (mm)	Width D2 (mm)	Length L (mm)	Base Type	Tray Type	Tray Quantity	Splice Protector Type	Article-No.
UFCTB-BCXCD21	275	310	598	Cablelok	Hellipse NZDF SE-A	12	3A	857-00701
UFCTB-BCXCH2X	275	310	598	Cablelok	Hellipse SMF SE-A	12	3A	857-00705
UFCTB-BCXCXXX	275	310	598	Cablelok	Not supplied	-	-	857-00697
UFCTB-BCXHD21	275	310	598	Cablelok, Heatshrink	Hellipse NZDF SE-A	12	3A	857-00703
UFCTB-BCXHH2X	275	310	598	Cablelok, Heatshrink	Hellipse SMF SE-A	12	3A	857-00707
UFCTB-BCXHXXX	275	310	598	Cablelok, Heatshrink	Not supplied	-	-	857-00699

Products listed are for standard configurations, other configurations and splice insert types are available - see Page 176

#### Content of Set/Kit

- |   |  |  |  |
|---|--|--|--|
| <ul style="list-style-type: none"> <li>• UFC Base</li> <li>• Anchor Rings (Inner and Outer)</li> <li>• BC-Length Cover (Dome)</li> <li>• Quick Release Clamp</li> <li>• Sealing 'O' Ring</li> <li>• Tray Support Frame</li> </ul> | <ul style="list-style-type: none"> <li>• Anchor Fixing Kit (3)</li> <li>• Tray Tool</li> <li>• Hook and Loop Tray</li> <li>• Securing Straps</li> <li>• Transportation Tubing</li> <li>• Tubefix – Tube to Tray</li> </ul> | <ul style="list-style-type: none"> <li>• Securing Blocks</li> <li>• Hook and Loop Management Ties</li> <li>• Isopropyl Alcohol Wipes</li> <li>• Desiccant</li> <li>• Installation Guide</li> </ul> | <ul style="list-style-type: none"> <li>• Marker Kit                             <ul style="list-style-type: none"> <li>- Red Marker 1 – 12</li> <li>- Green Marker 1 – 12</li> </ul> </li> </ul> |
|---|--|--|--|



### UFC Tubed Closure

#### BC Length with Multi-Ribbon Tray with Basket

#### Features and Benefits

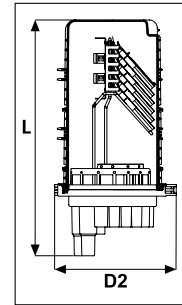
- Maximum 72 (8 or 12 fibre) ribbon cable splice capacity
- 28 round ports and 2 oval ports
- 6 x Multi-Ribbon trays
- Maximum of 12 (8 or 12) ribbon cable splices per tray
- Fibre storage basket for loop through applications supplied as standard
- Cablelok compatible for all port sizes
- Quick release cover
- Optional flash test valve and/or grounding feed-through



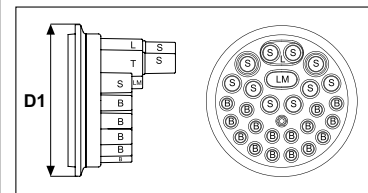
UFC BC-Length Multi-Ribbon Closure with Basket



UFC BC-Length Closure Cover



UFC BC-Length Multi-Ribbon Closure with Basket



UFC Base Port Configuration

#### Technical Description

The UFC BC length single stack closure is available with Cablelok (Polypropylene) or Heatshrink (ABS/PA) base.

The base configuration of 28 round ports and 2 oval ports covers a cable diameter range of 4.0 – 29.0mm when using Cablelok mechanical seals and 6.0 – 35.0mm when using heatshrink.

The mounting system is manufactured from Grade 304 stainless steel and can accommodate up to 6 Multi-Ribbon cable trays giving a maximum splice capacity of 72 (8 or 12 fibre) ribbon cable splices based on 12 ribbon cable splices per tray. The tubed closure and position of

the mounting system allows for ease of access and traceability of the fibre on to the trays.

The trays are white with a clear cover which makes it easy to see the colour of the fibre elements as they are routed through the fibre management system and on to the trays.

The Multi-Ribbon tray can also accommodate 3A splices when used with the appropriate tubefix connectors and transport tubing (See Chapter 13 – Accessories).

TYPE	Width D1 (mm)	Width D2 (mm)	Length L (mm)	Base Type	Tray Type	Tray Quantity	Splice Protector Type	Basket Size	Article-No.
UFCTB-BCRCR27	275	310	598	Cablelok	Multi-Ribbon	6	12 Fibre Ribbon	Medium	857-00980
UFCTB-BCRHR27	275	310	598	Cablelok, Heatshrink	Multi-Ribbon	6	12 Fibre Ribbon	Medium	857-00981

Products listed are for standard configurations, other configurations and splice insert types are available - see Page 176

#### Content of Set/Kit

- UFC Base
- Anchor Rings (Inner and Outer)
- BC-Length Cover (Dome)
- Quick Release Clamp
- Sealing 'O' Ring
- Fibre Storage Basket
- Tray Support Frame
- Anchor Fixing Kit (3)
- Tray Tool
- Hook and Loop Securing Straps
- Isopropyl Alcohol Wipes
- Desiccant
- Installation Guide





## UFC Tubed Closure

### A Length Single Stack with Basket

#### Features and Benefits

- Maximum 72 fibre splice capacity when using NZDF SE-A trays
- 28 round ports and 2 oval ports
- Maximum of 6 x Hellipse NZDF SE-A or SMF SE-A trays
- Fibre storage basket for loop through applications
- Maximum 24 splices per tray without double stacking (SMF SE-A trays)
- Splitter accommodation
- Cablelok compatible for all port sizes
- Quick release cover
- Optional flash test valve and/or grounding feed-through



UFC A-Length Closure with Basket    UFC Base Port Configuration

#### Technical Description

The UFC A Length Single Stack closure with Basket is available with a Cablelok (Polypropylene) or Heatshrink (ABS/PA) base. The base configuration of 28 round ports and 2 oval ports covers a cable diameter range of 4.0 – 29.0mm when using Cablelok mechanical seals and 6.0 – 35.0mm when using heatshrink.

The mounting and support system is manufactured from Grade 304 stainless steel and can accommodate up to 6 Hellipse NZDF SE-A or SMF

SE-A trays giving a maximum of 72 fibre splices based on 12 fibres per tray (when using Hellipse NZDF SE-A trays).

The tubed closure and position of the mounting system allows for ease of access and traceability of the fibre on to the trays and the basket provides storage space for the storage of fibre loops. The trays are white which makes it easy to see the colour of the fibre elements as they are routed through the fibre management system and on to the trays.

TYPE	Width D1 (mm)	Width D2 (mm)	Length L (mm)	Base Type	Tray Type	Tray Quantity	Splice Protector Type	Basket Size	Article-No.
UFCTB-AXBCD11	275	310	400	Cablelok	Hellipse NZDF SE-A	6	3A	Small	857-00690
UFCTB-AXBCH1X	275	310	400	Cablelok	Hellipse SMF SE-A	6	3A	Small	857-00694
UFCTB-AXBCXXX	275	310	400	Cablelok	Not supplied	-	-	Small	857-00686
UFCTB-AXBHD11	275	310	400	Cablelok, Heatshrink	Hellipse NZDF SE-A	6	3A	Small	857-00692
UFCTB-AXBHH1X	275	310	400	Cablelok, Heatshrink	Hellipse SMF SE-A	6	3A	Small	857-00696
UFCTB-AXBHXXX	275	310	400	Cablelok, Heatshrink	Not supplied	-	-	Small	857-00688

Products listed are for standard configurations, other configurations and splice insert types are available - see Page 176

#### Content of Set/Kit

- UFC Base
- Anchor Rings (Inner and Outer)
- A-Length Cover (Dome)
- Quick Release Clamp
- Sealing 'O' Ring
- Fibre Storage Basket
- Tray Support Frame
- Anchor Fixing Kit (3)
- Tray Tool
- Hook and Loop Tray Securing Straps
- Transportation Tubing
- Tubefix – Tube to Tray Securing Blocks
- Hook and Loop Management Ties
- Isopropyl Alcohol Wipes
- Desiccant
- Installation Guide
- Marker Kit
  - Red Marker 1 – 12
  - Green Marker 1 – 12



### UFC Tubed Closure

#### A Length Single Stack

#### Features and Benefits

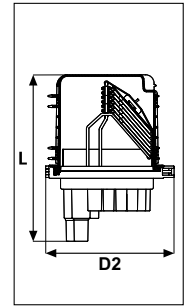
- Maximum 72 fibre splice capacity when using NZDF SE-A trays
- 28 Round Ports and 2 Oval Ports
- Maximum of 6 x Hellipse NZDF SE-A or SMF SE-A trays
- Maximum 24 splices per tray without double stacking (SMF SE-A trays)
- Splitter accommodation
- Cablelok compatible for all port sizes
- Quick Release Cover
- Optional Flash Test Valve and/or Grounding Feed-Through



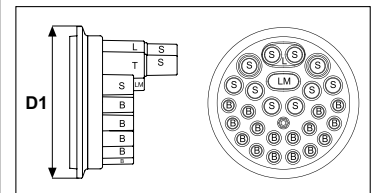
UFC A-Length Closure



UFC A-Length Closure Cover



UFC A-Length Closure



UFC Base Port Configuration

#### Technical Description

The UFC A Length Single Stack closure is available with a Cablelok (Polypropylene) or Heatshrink (ABS/PA) base. The base configuration of 28 round ports and 2 oval ports covers a cable diameter range of 4.0 – 29.0mm when using Cablelok mechanical seals and 6.0 – 35.0mm when using heatshrink.

The mounting and support system is manufactured from Grade 304 stainless steel and can accommodate up to 6 Hellipse NZDF SE-A or SMF

SE-A trays giving a maximum of 72 fibre splices based on 12 fibres per tray (when using Hellipse NZDF SE-A trays).

The tubed closure and position of the mounting system allows for ease of access and traceability of the fibre on to the trays. The trays are white which makes it easy to see the colour of the fibre elements as they are routed through the fibre management system and on to the trays.

TYPE	Width D1 (mm)	Width D2 (mm)	Length L (mm)	Base Type	Tray Type	Tray Quantity	Splice Protector Type	Article-No.
UFCTB-AXXCD11	275	310	400	Cablelok	Hellipse NZDF SE-A	6	3A	857-00689
UFCTB-AXXCH1X	275	310	400	Cablelok	Hellipse SMF SE-A	6	3A	857-00693
UFCTB-AXXCXXX	275	310	400	Cablelok	Not supplied	-	-	857-00685
UFCTB-AXXHD11	275	310	400	Cablelok, Heatshrink	Hellipse NZDF SE-A	6	3A	857-00691
UFCTB-AXXHH1X	275	310	400	Cablelok, Heatshrink	Hellipse SMF SE-A	6	3A	857-00695
UFCTB-AXXHXXX	275	310	400	Cablelok, Heatshrink	Not supplied	-	-	857-00687

Products listed are for standard configurations, other configurations and splice insert types are available - see Page 176

#### Content of Set/Kit

- |                                  |                          |                                 |                       |
|----------------------------------|--------------------------|---------------------------------|-----------------------|
| • UFC Base                       | • Anchor Fixing Kit (3)  | • Securing Blocks               | • Marker Kit          |
| • Anchor Rings (Inner and Outer) | • Tray Tool              | • Hook and Loop Management Ties | - Red Marker 1 – 12   |
| • A-Length Cover (Dome)          | • Hook and Loop Tray     | • Isopropyl Alcohol Wipes       | - Green Marker 1 – 12 |
| • Quick Release Clamp            | • Securing Straps        | • Desiccant                     |                       |
| • Sealing 'O' Ring               | • Transportation Tubing  | • Installation Guide            |                       |
| • Tray Support Frame             | • Tubefix – Tube to Tray |                                 |                       |



## UFC Tubed Closure

### A Length with Multi-Ribbon Tray with Basket

#### Features and Benefits

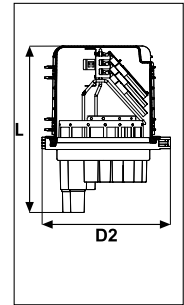
- Maximum 36 (8 or 12 fibre) ribbon cable splice capacity
- 28 round ports and 2 oval ports
- 3 x Multi-Ribbon trays
- Maximum of 12 (8 or 12 fibre) ribbon cable splices per tray
- Fibre storage basket for loop through applications supplied as standard
- Cablelok compatible for all port sizes
- Quick release cover
- Optional flash test valve and/or grounding feed-through



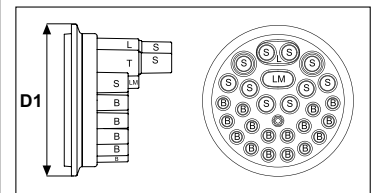
UFC A-Length Multi-Ribbon Closure with Basket



UFC A-Length Closure Cover



UFC A-Length Multi-Ribbon Closure with Basket



UFC Base Port Configuration

#### Technical Description

The UFC A length single stack closure is available with Cablelok (Polypropylene) or Heatshrink (ABS/PA) base.

The base configuration of 28 round ports and 2 oval ports covers a cable diameter range of 4.0 – 29.0mm when using Cablelok mechanical seals and 6.0 – 35.0mm when using heatshrink.

The mounting system is manufactured from Grade 304 stainless steel and can accommodate up to 3 Multi-Ribbon cable trays giving a maximum splice capacity of 36 (8 or 12 fibre) ribbon cable splices based on 12 ribbon cable splices per tray. The tubed closure and position of

the mounting system allows for ease of access and traceability of the fibre on to the trays.

The trays are white with a clear cover which makes it easy to see the colour of the fibre elements as they are routed through the fibre management system and on to the trays.

The Multi-Ribbon tray can also accommodate 3A splices when used with the appropriate tubefix connectors and transport tubing (See Chapter 13 – Accessories).

TYPE	Width D1 (mm)	Width D2 (mm)	Length L (mm)	Base Type	Tray Type	Tray Quantity	Splice Protector Type	Basket Size	Article-No.
UFCTB-AXRCR17	275	310	400	Cablelok	Multi-Ribbon	3	12 Fibre Ribbon	Small	857-00978
UFCTB-AXRHR17	275	310	400	Cablelok, Heatshrink	Multi-Ribbon	3	12 Fibre Ribbon	Small	857-00979

Products listed are for standard configurations, other configurations and splice insert types are available - see Page 176

#### Content of Set/Kit

- UFC Base
- Anchor Rings (Inner and Outer)
- A-Length Cover (Dome)
- Quick Release Clamp
- Sealing 'O' Ring
- Fibre Storage Basket
- Tray Support Frame
- Anchor Fixing Kit (3)
- Tray Tool
- Hook and Loop Securing Straps
- Isopropyl Alcohol Wipes
- Desiccant
- Installation Guide

## Flexibility and Choice with RapidNet



The extensive RapidNet pre-terminated range from HellermannTyton is available in both fibre and copper formats giving the installer a number of options for virtually any network cabling project.

**The HellermannTyton RapidNet System offers the following features and benefits:**

- Reduces installation time by up to 85%
- World leading pre-terminated system
- Supports the latest high speed systems up to 100G
- High density, space saving fibre and copper versions available
- Designed to work in most application scenarios
- Pre-tested with test results supplied



Learn more about our RapidNet Pre-terminated Systems in our brochure

View online at  
[htdata.co.uk](http://htdata.co.uk)

